

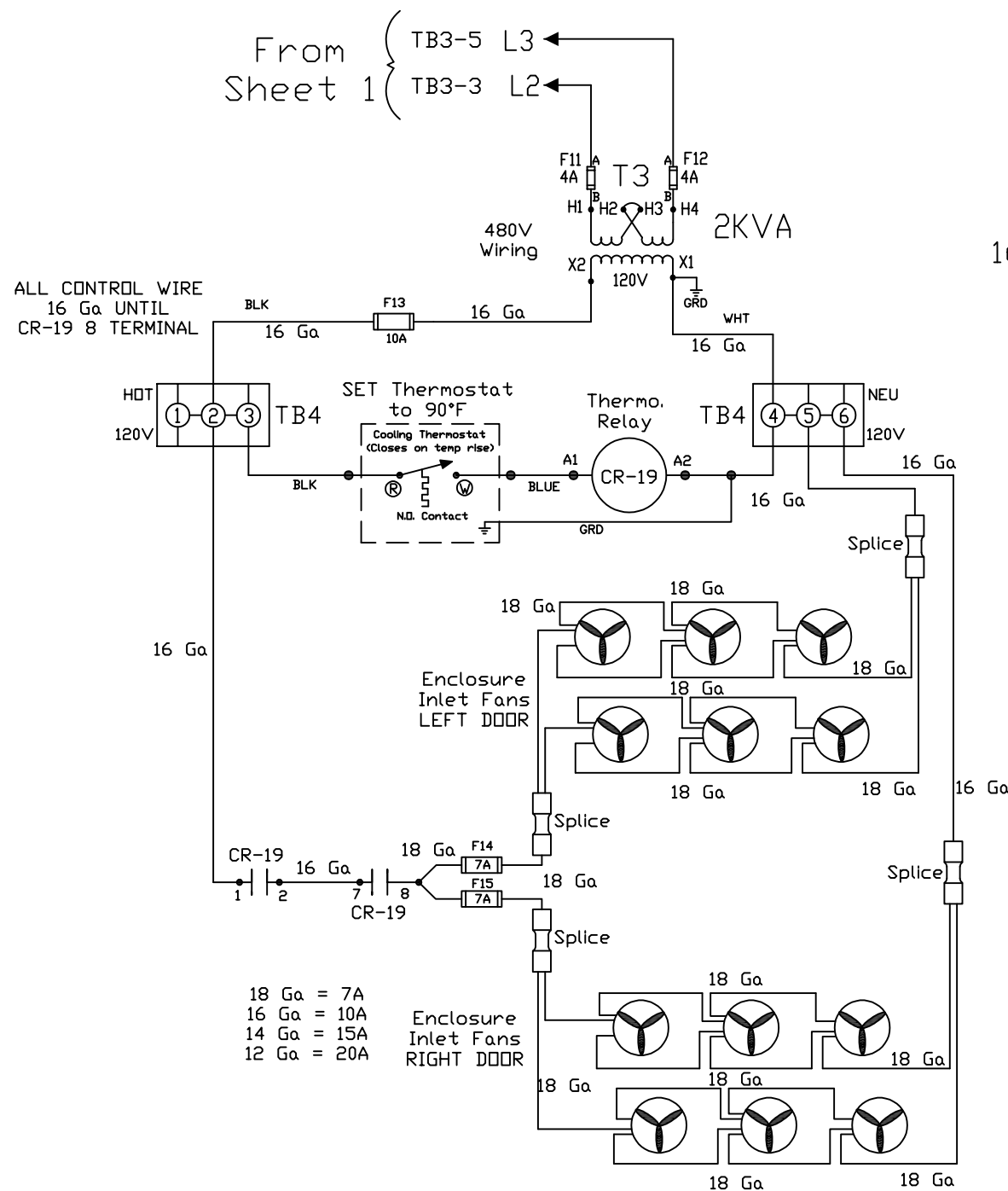
- Notes:
- 1) Refer to schematic #28283-1 on units with network gateways.
 - 2) OT1 and OT2 are located in the exhaust area of the inductor tunnel on their respective side.
 - 3) Optional remote mounted display interface PCB-HMI assembly with customer supplied fusing.

THE INFORMATION AND DESIGNS CONTAINED IN THIS DRAWING ARE CONFIDENTIAL AND THE PROPRIETARY PROPERTY OF ALLIED MOTION TECHNOLOGIES INC. AND ITS SUBSIDIARIES. NEITHER THIS DESIGN NOR ANY INFORMATION CONTAINED IN THIS DRAWING MAY BE REPRODUCED OR DISCLOSED TO OTHERS WITHOUT THE EXPRESS WRITTEN CONSENT OF ALLIED MOTION TECHNOLOGIES INC. AND ITS SUBSIDIARIES.	K	6235 Consistency Update	6/26/23	MJS	TOLERANCES (EXCEPT AS NOTED)
	J	New thermostat connection	11/30/21	JSG	DECIMAL
	H	EC Cap upgrade 5358	8/24/20	MJS	.XX ±.03
	G	Added wire colors to VFC	7/9/19	JHM	.XXX±.010
	F	Change thermostat setting to 90°F	10/23/18	MJS	FRACTIONAL ± 1/32
	E	Updated circuitry	10/23/18	MJS	ANGULAR ± 1°
	NO	REVISION	DATE	BY	

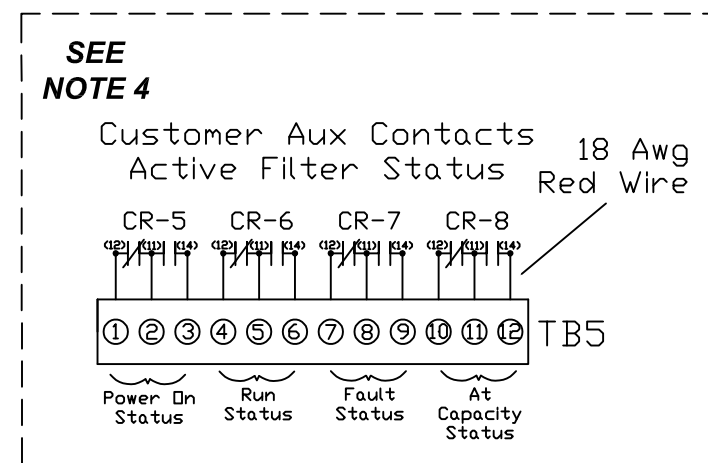
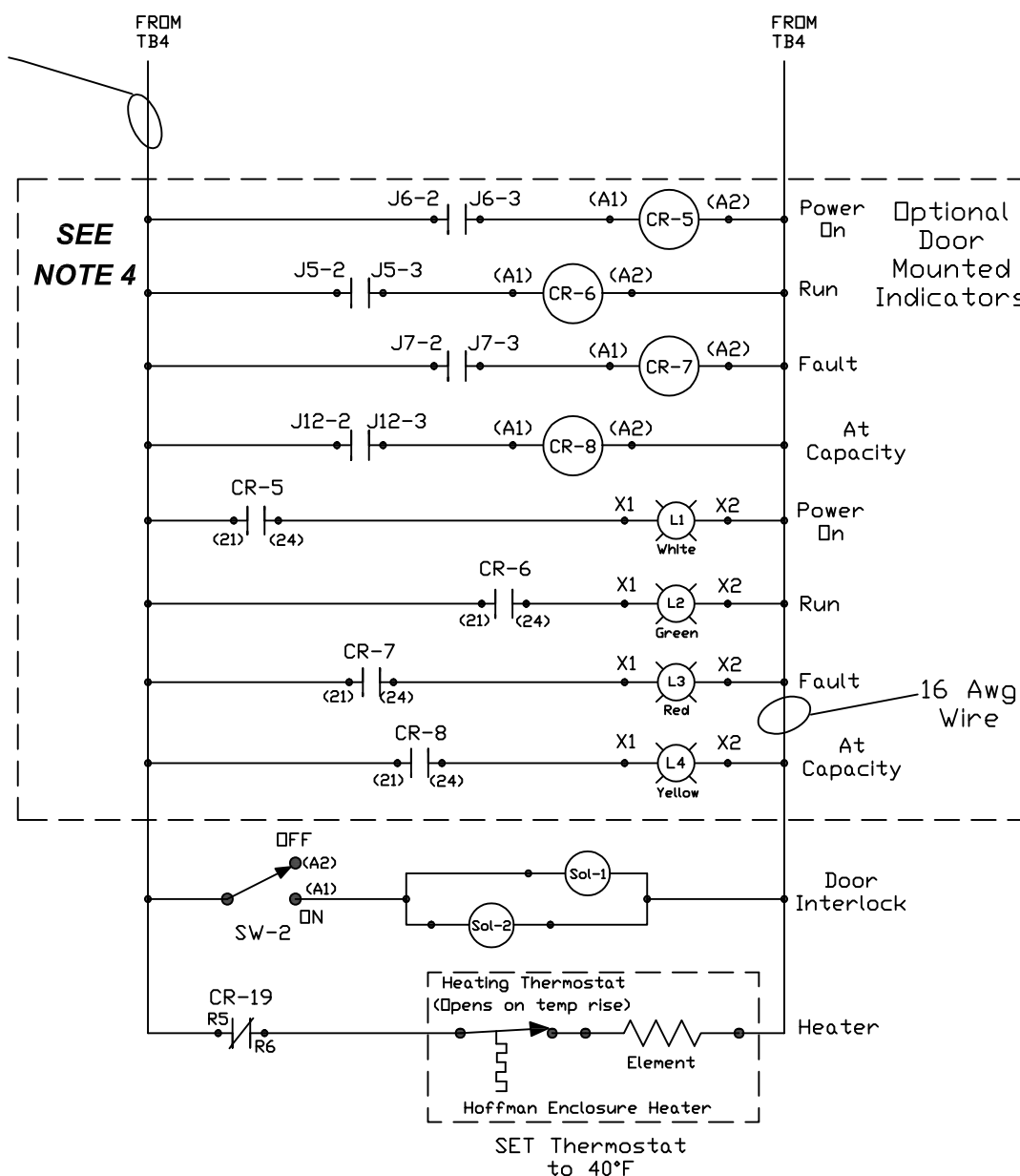
TCI W132 N10611 Grant Drive
Germantown, WI 53022
© TCI, 2021
An Allied Motion Company

Schematic, 400A/500A
Active Filter, Type 3R

DRN. BY	MJS	DATE	6/3/16	DWG. NO.	30010
SCALE	N/A	SIZE	B		SHT. 1 OF 2



16 Awg Wire



NOTES:

4) DASHED LINES SURROUND OPTIONAL DISPLAY INTERFACE PCB CIRCUITRY, DOOR MOUNTED HMI CONNECTION, INDICATOR LIGHTS, AND RUN KEY SWITCH WHEN DISPLAY INTERFACE PCB IS INTERNAL TO 3R ENCLOSURE.

THE INFORMATION AND DESIGNS CONTAINED IN THIS DRAWING ARE CONFIDENTIAL AND THE PROPRIETARY PROPERTY OF ALLIED MOTION TECHNOLOGIES INC. AND ITS SUBSIDIARIES. NEITHER THIS DESIGN NOR ANY INFORMATION CONTAINED IN THIS DRAWING MAY BE REPRODUCED OR DISCLOSED TO OTHERS WITHOUT THE EXPRESS WRITTEN CONSENT OF ALLIED MOTION TECHNOLOGIES INC. AND ITS SUBSIDIARIES.

					TOLERANCES (EXCEPT AS NOTED)
					DECIMAL
					.XX ±.03
					.XXX±.010
					FRACTIONAL
					± 1/32
					ANGULAR
					± 1°
NO	REVISION	DATE	BY		

TCL W132 N10611 Grant Drive
 Germantown, WI 53022
 © TCI, 2021

An Allied Motion Company

Schematic, 400A/500A
 Active Filter, Type 3R

DRN. BY	MJS	DATE	6/3/16	DWG. NO.	30010
SCALE	N/A	SIZE	B		SHT. 2 OF 2