

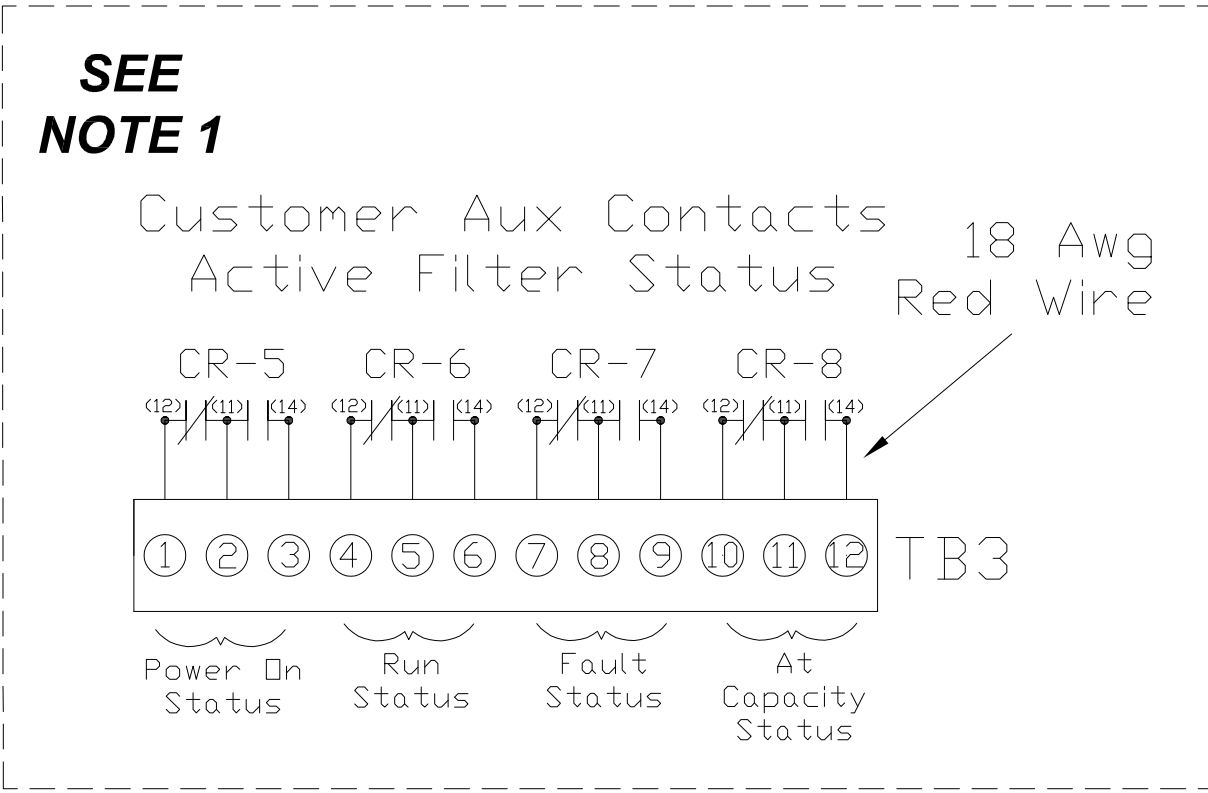
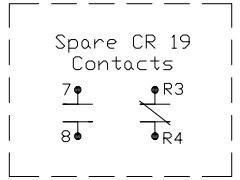
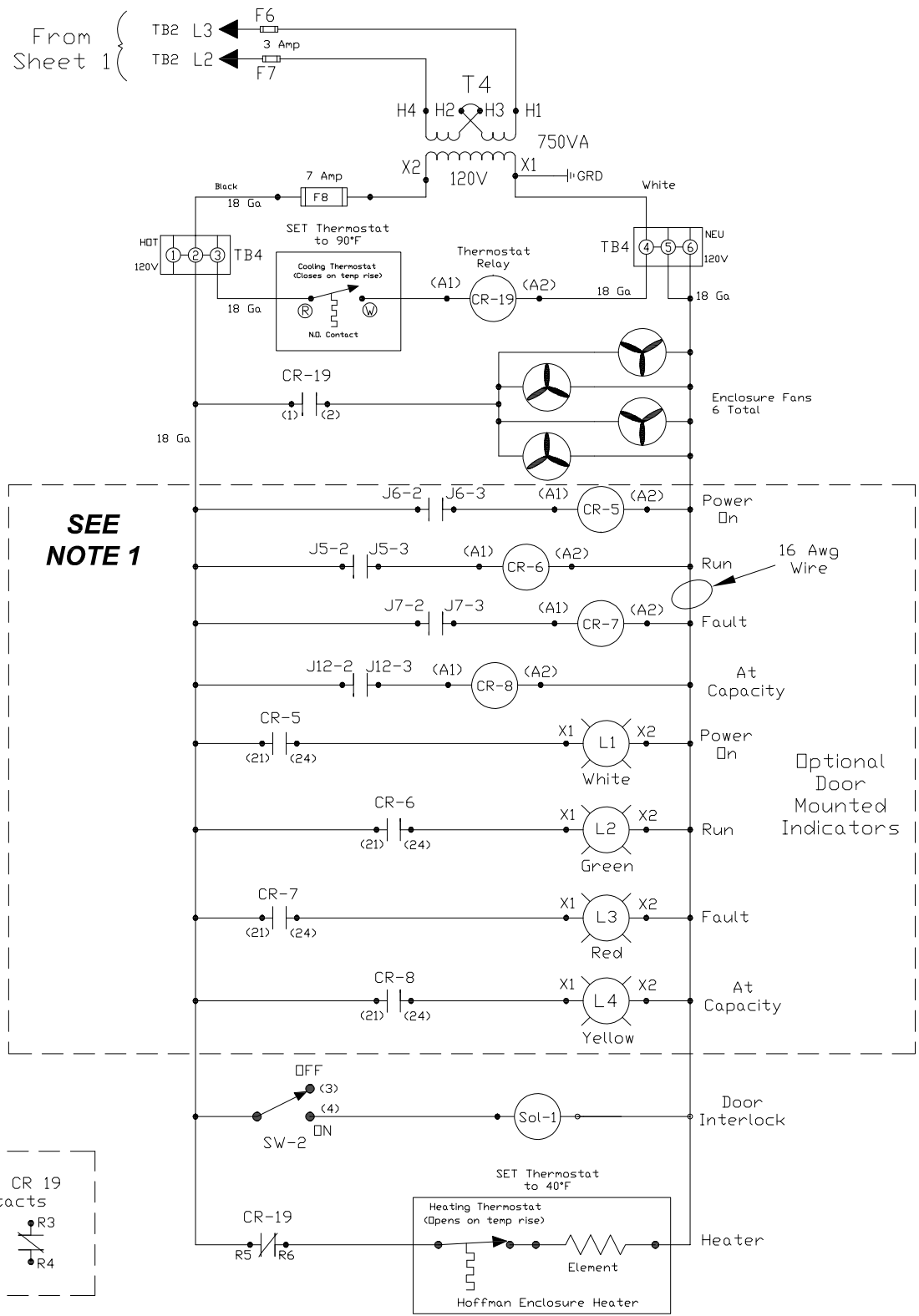
- NOTES:
- 1) DASHED LINES SURROUND OPTIONAL DISPLAY INTERFACE PCB CIRCUITRY, DOOR MOUNTED HMI CONNECTION, INDICATOR LIGHTS, AND RUN KEY SWITCH WHEN DISPLAY INTERFACE PCB IS INTERNAL TO 3R ENCLOSURE.
  - 2) OPTIONAL REMOTE MOUNTED DISPLAY INTERFACE PCB/HMI ASSEMBLY WITH CUSTOMER SUPPLIED FUSE.
  - 3.) REFER TO CUSTOMER CONNECTION DIAGRAMS 25027-3 & 28283-1.

NO	REVISION	DATE	BY	TOLERANCES (EXCEPT AS NOTED)
D	update thermostat settings	3/12/19	MJS	DECIMAL
C	update F6/F7 ref.	11/9/18	MJS	.XX ±.03
B	UPDATE TB3 RELAY PIN #'S	10/23/18	MJS	.XXX±.010
A	CHGD CTL WIRE TO 18 GA, FUSE 7A	12/21/17	MJS	FRACTIONAL ± 1/32
O	new release	6/27/17	MJS	ANGULAR ± 1°

**TCL** W132 N10611 Grant Drive  
Germantown, WI 53022

Active Filter Type N3R  
200/250A Active Filter

DRN. BY MJS DATE 6/27/16 DWG. NO. B 29938  
SCALE N/A APRVD. SHT.1 OF 2



NOTES:

1) DASHED LINES SURROUND OPTIONAL DISPLAY INTERFACE PCB CIRCUITRY, DOOR MOUNTED HMI CONNECTION, INDICATOR LIGHTS, AND RUN KEY SWITCH WHEN DISPLAY INTERFACE PCB IS INTERNAL TO 3R ENCLOSURE.

2) OPTIONAL REMOTE MOUNTED DISPLAY INTERFACE PCB/HMI ASSEMBLY WITH CUSTOMER SUPPLIED FUSE.

				TOLERANCES (EXCEPT AS NOTED)	W132 N10611 Grant Drive Germantown, WI 53022
				DECIMAL	
				.XX ±.03 .XXX±.010	
				FRACTIONAL ± 1/32	
	SEE PG 1 FOR REV			ANGULAR ± 1°	DRN. BY MJS DATE 6/27/17 DWG. NO. 29938
NO	REVISION	DATE	BY		SCALE N/A APRVD. B SHT. 2 OF 2