

480V.
60 HZ.
LINE

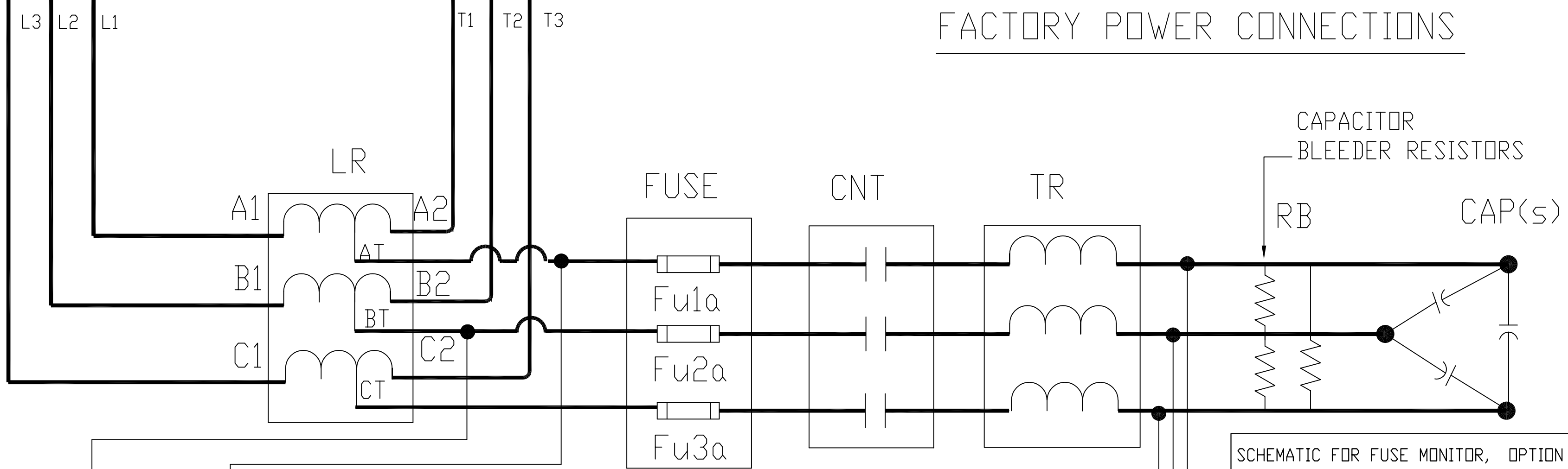
FUSED DISCONNECT
OR CIRCUIT BREAKER
(CUSTOMER SUPPLIED)

CUSTOMER CONNECTIONS

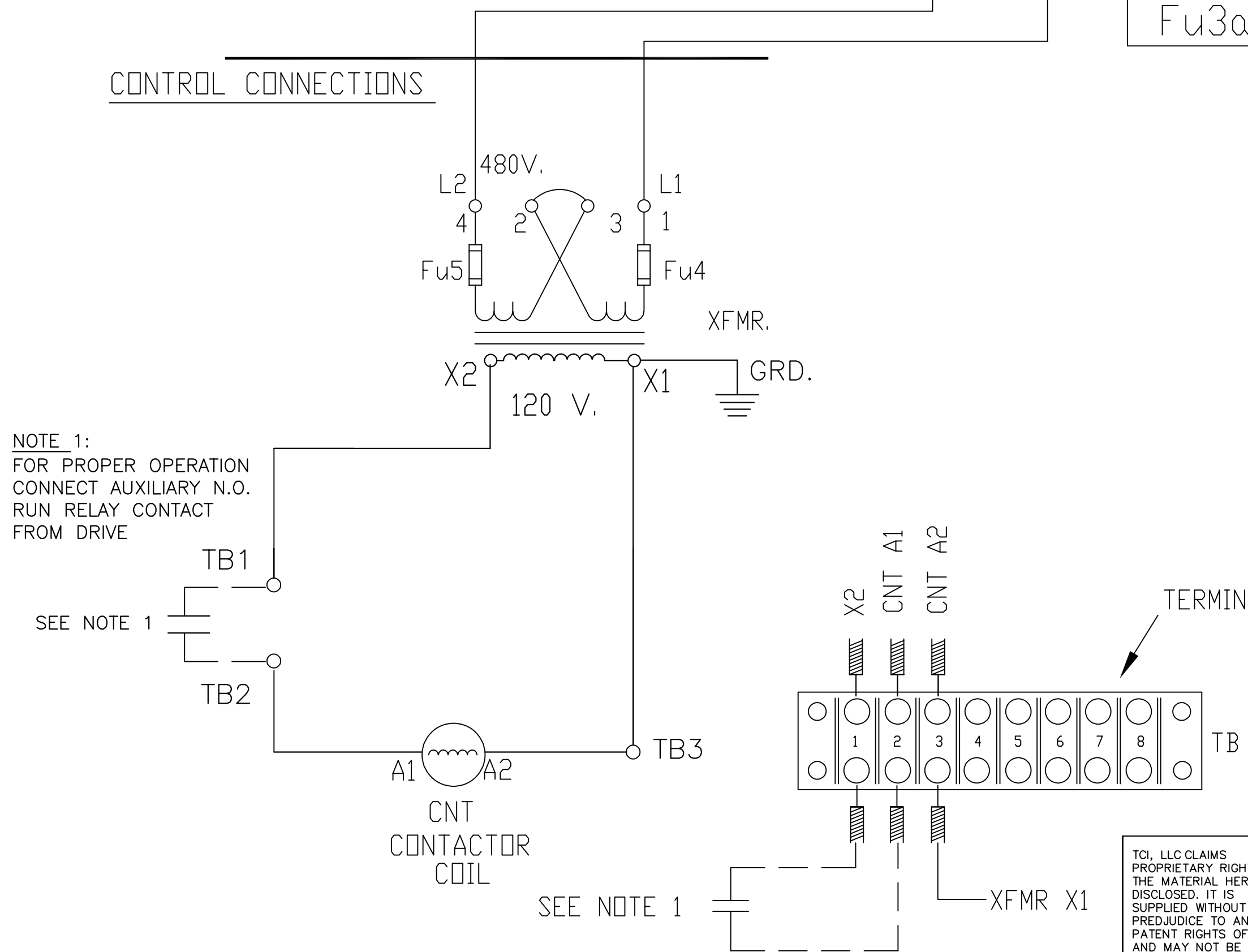
CUSTOMER CONNECTIONS

75 HP AND BELOW : USE MINIMUM 60°C COPPER WIRE
ABOVE 75 HP : USE MINIMUM 75°C COPPER WIRE

FACTORY POWER CONNECTIONS

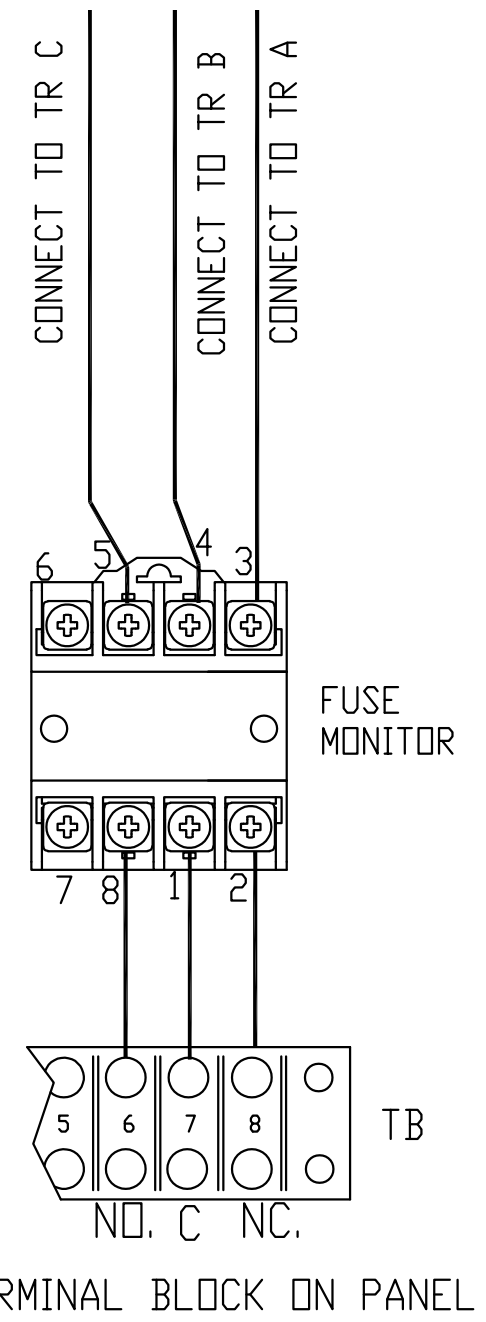


CONTROL CONNECTIONS



SCHEMATIC FOR FUSE MONITOR, OPTION

CONNECTIONS FOR
FUSE MONITOR
OPTION



NOTE 1:
FOR PROPER OPERATION
CONNECT AUXILIARY N.O.
RUN RELAY CONTACT
FROM DRIVE

TERMINAL BLOCK ON PANEL

TCI, LLC CLAIMS
PROPRIETARY RIGHTS IN
THE MATERIAL HEREIN
DISCLOSED. IT IS
SUPPLIED WITHOUT
PREJUDICE TO ANY
PATENT RIGHTS OF TCI
AND MAY NOT BE
REPRODUCED OR USED
TO MANUFACTURE
ANYTHING SHOWN
THEREIN WITHOUT
WRITTEN PERMISSION
FROM TCI.

NO	REVISION	DATE	BY	TOLERANCES (EXCEPT AS NOTED) DECIMAL
E	6582 Show TB3	2/22/24	JRN	.XX ± NA
D	MONITOR FUSING NOT NEEDED	1/10/17	DSW	.XXX ± NA
C	3178 MONITOR TO CAP SIDE OF TR	9/8/14	DSW	FRACTIONAL ± NA
B	3088 MONITOR UPDATE	4/25/14	DSW	ANGULAR ± NA

TCI
An Applied Motion Company

W132 N10611 Grant Drive
Germantown, WI 53022
© TCI, 2024

HARMONICGUARD PASSIVE

480V SCHEMATIC
15HP TO 200HP OPEN AND ENCLOSED TYPE1,

DRN. BY DSW DATE 9/12/13 DWG. NO. 28697
SCALE NONE SIZE C

SHT.1 of 1