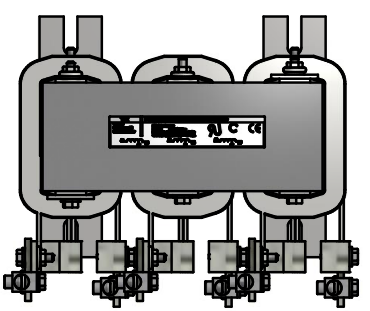
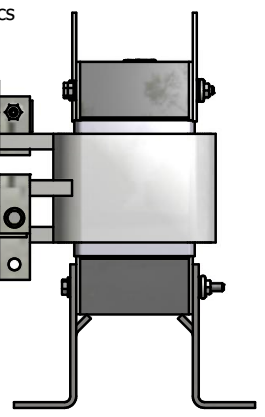
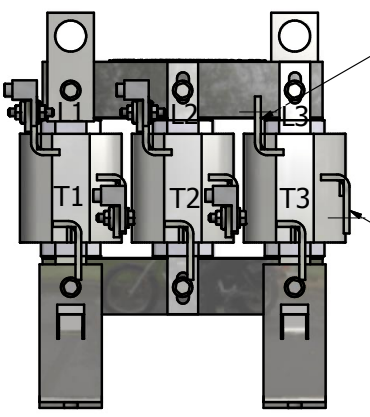
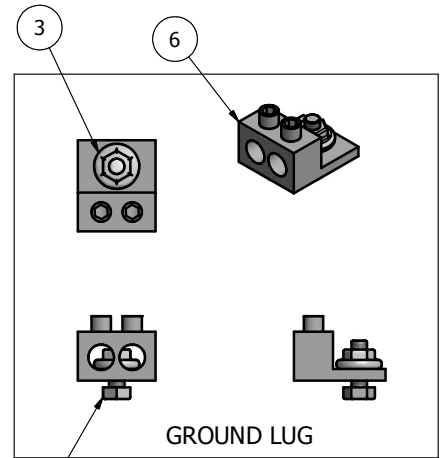
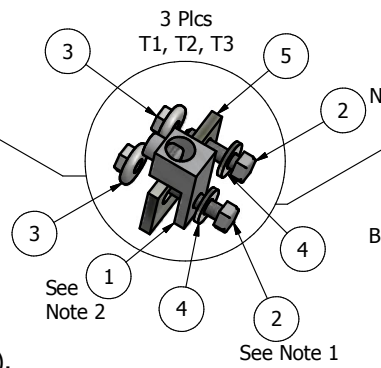
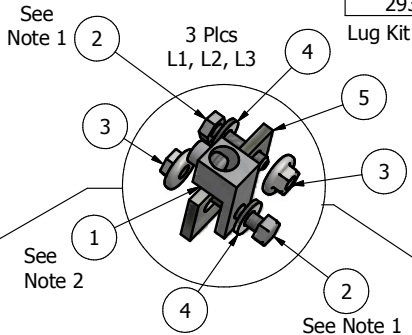


4 3 2 1



Parts List			
TCI Part #	Description	Quantity	Item #
14926	Lug 2/0	6	1
1745	Hex Hd Bolt 1/4-20 X 1 In	12	2
1505	Nut 1/4-20	19	3
1763	Flat Washer 1/4"	12	4
28242	Bus Bar	6	5
14928	Lug Two 2/0	1	6
2934	Hex Hd 1/4-20 X 3/4 In	1	7

Lug Kit Part #LK01



Notes:

- 1.) Torque bolts (Items #2 & 7) to 66 in-lb (7.5 N-m).
- 2.) To prevent lug from rotating place lug on backside of tab as shown.
- 3.) All terminals are rated for aluminum or copper wire.
- 4.) Power terminal rating, 2/0 to 14 Awg.
- 5.) Ground terminal rating two 2/0 to 14 Awg.
- 6.) All field wiring terminal tightening torque is: Cu 50 in-lbs (5.6 N-m).
- 7.) Use hole provided in enclosure bottom for mounting. CAUTION: To ensure proper bonding lug should be metal to metal contact with enclosure.

Follow NEC guidelines to determine acceptable wire ampacity requirements.

				TOLERANCES (EXCEPT AS NOTED)		W132 N10611 Grant Drive Germantown, WI 53022
				DECIMAL		
				.XX ± .03		Lug Kit, 2/0-14, And Copper Bus Connector, With Ground, 2-2/0-14
				.XXX ± .010		
				FRACTIONAL		
				± 1/32		
				ANGULAR		
				± 1°		
NO	REVISION	DATE	BY	DRN BY DSW	DATE 7/18/16	LK01-Dwg
				SCALE	APRVD:	SIZE B

4 3 2 1

B

B

A

A