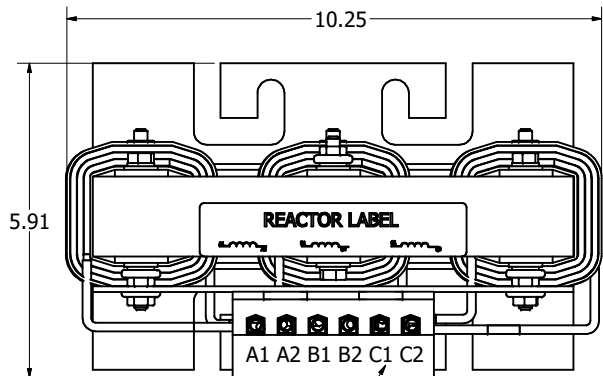


TCI Part Number	Horsepower (HP)	Rated Amps (A)	---uH +8%/-2%	Weight (LBS)
KTR6A65HL	40	15.2	4330	31



Markings On Terminal Block
And Coils For Reference Only.

Wire Range:

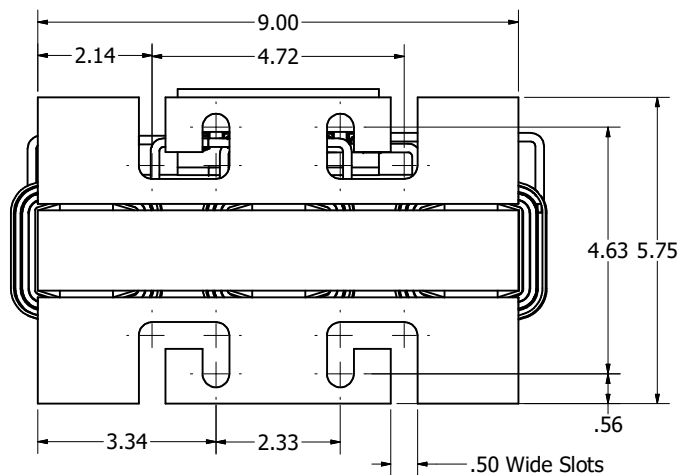
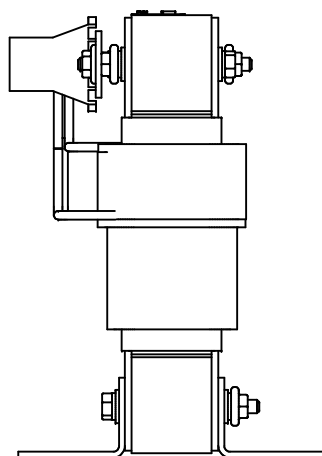
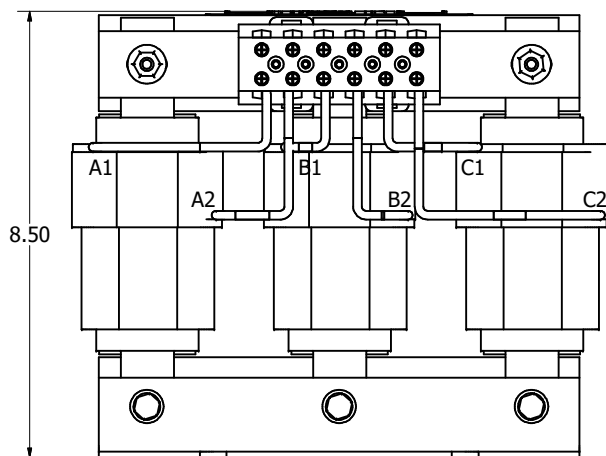
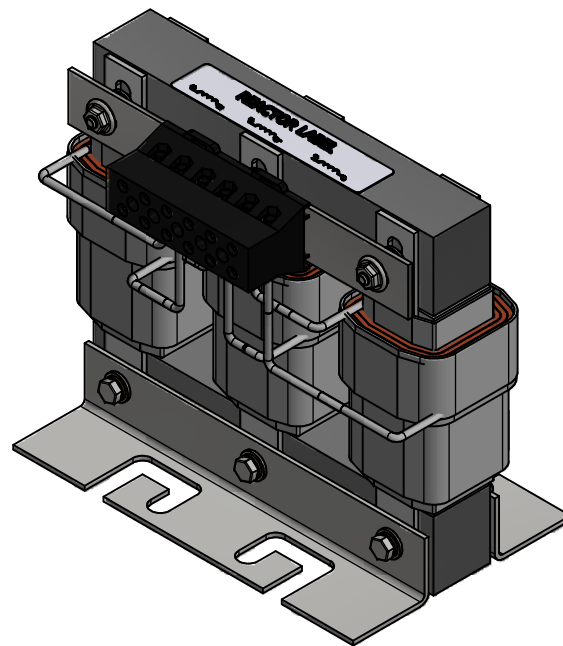
1AWG (7 & 19 strand only), 2 AWG to 22AWG

Tightening Torque:

1AWG thru 4AWG 35 in.-lb. max

6AWG thru 14AWG 30 in.-lb. max

16AWG thru 22AWG 25 in.-lb. max



Customer Is Responsible For Installation to
Meet All National And Local Electrical Codes.

Material(s) Shall be RoHS Compliant

TCI, LLC CLAIMS PROPRIETARY RIGHTS IN THE MATERIAL HEREIN DISCLOSED. IT IS SUPPLIED WITHOUT PREJUDICE TO ANY PATENT RIGHTS OF TCI AND MAY NOT BE REPRODUCED OR USED TO MANUFACTURE ANYTHING SHOWN THEREIN WITHOUT WRITTEN PERMISSION FROM TCI.				TOLERANCES (EXCEPT AS NOTED)		W132 N10611 Grant Drive Germantown, WI 53022	
				DECIMAL		.XX ± .25 .XXX ± .10	
				FRACTIONAL		± 1/16	
				ANGULAR		± 1°	
B	5267 Design updated	5/15/2020	DSW			OWN BY DSW	DATE 3/22/17
A	As Designed	3/22/17	DSW			SCALE: 1/1.8	106238DG
NO	REVISION	DATE	BY			FILE	SHT 1 OF 1