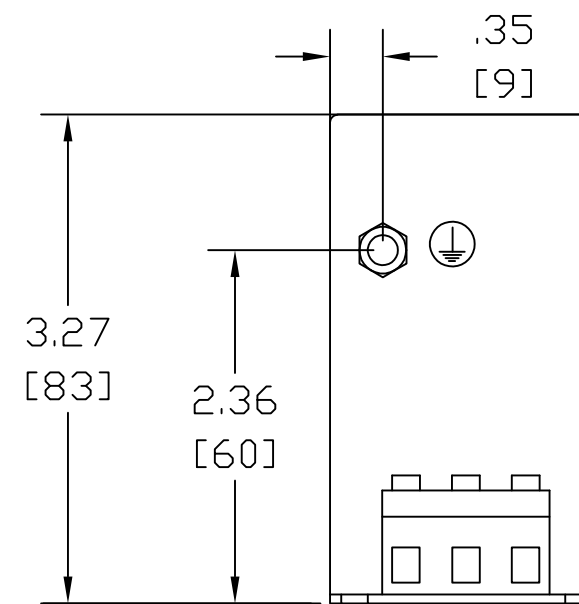

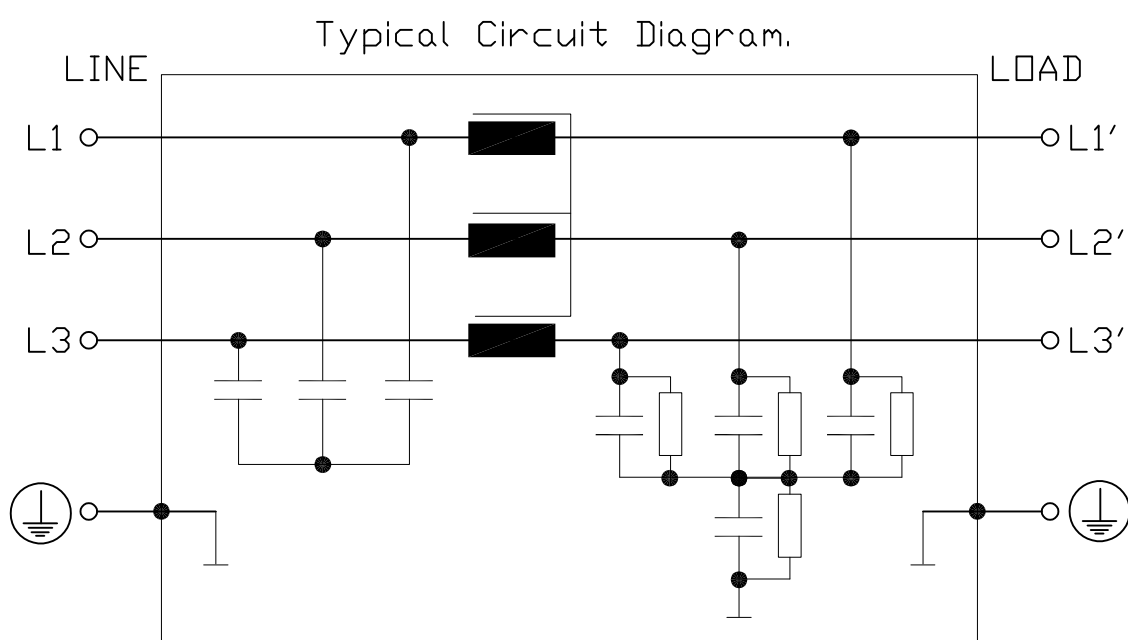


TERMINAL BLOCKS 4mm<sup>2</sup>  
TIGHTENING TORQUE 0.5...0.6Nm



Technical data and measuring conditions.

Rated Voltage $V_R$	520/300 V AC, 50/60Hz.
Rated Current $I_R$	Referred to 40 °C ambient temperature 2236 V DC, 2 s (line/line) 2720 V DC, 2 s (line/case)
Test Voltage $V_{test}$	2720 V DC, 2 s (line/case)
Overload Capability (thermal)	1.5 · $I_R$ for 3 min per hour or 2.5 · $I_R$ for 30 s per hour
Leakage Current $I_{leak}$	At 520 V AC, 50 Hz.
Climatic Category (IEC 60068-1)	25/100/21 (-25 °C/+100 °C/21 days damp heat test)
Approval Standards	EN 133200, UL 1283, CSA C22.2 No. 8
Approval Markings	UR, cUR

$V_R$	$I_R$	Terminal cross section	$I_{leak}$	$R_{typ.}$	Approx. Weight
AC	A	mm <sup>2</sup>	mA	m ohm	kg. / lbs.
520/300	25	4	15	5	1.10 2.40

			TOLERANCES (EXCEPT AS NOTED)	W132 N10611 Grant Drive Germantown, WI 53022
			DECIMAL	
			.XX ± .02	<b>KRF FILTER</b> <b>KRF0025ATB, 200-480V, 25A</b>
			.XXX ± .01	
ECO 3959 ADDED	4/12/17	JRN	FRACTIONAL ± 1/32	DRN BY DSW DATE 1/04/2010 DWG. NO. KRF0025ATB
APPROVAL MARKINGS			ANGULAR ± 1/2°	SCALE TO FIT APRVD.
NO	REVISION	DATE	BY	SHT.1 OF1