

KPCUL015A63, 480V, 15kVar, 100 HP
Approx. Weight: 9 Lbs

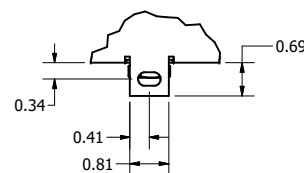
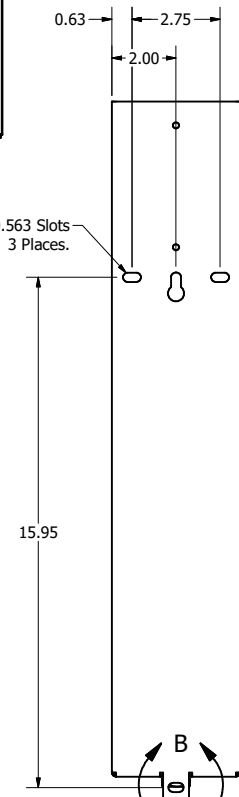
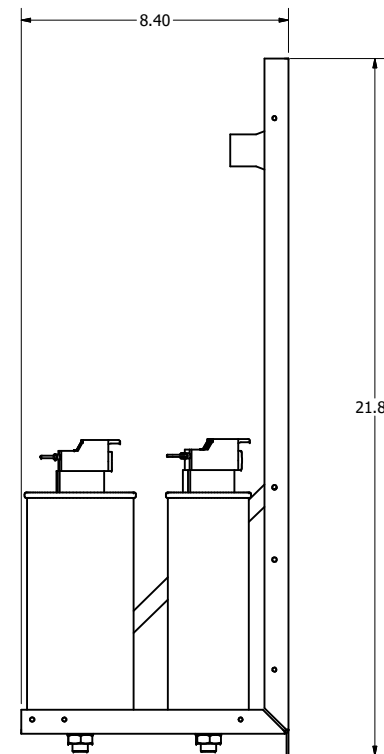
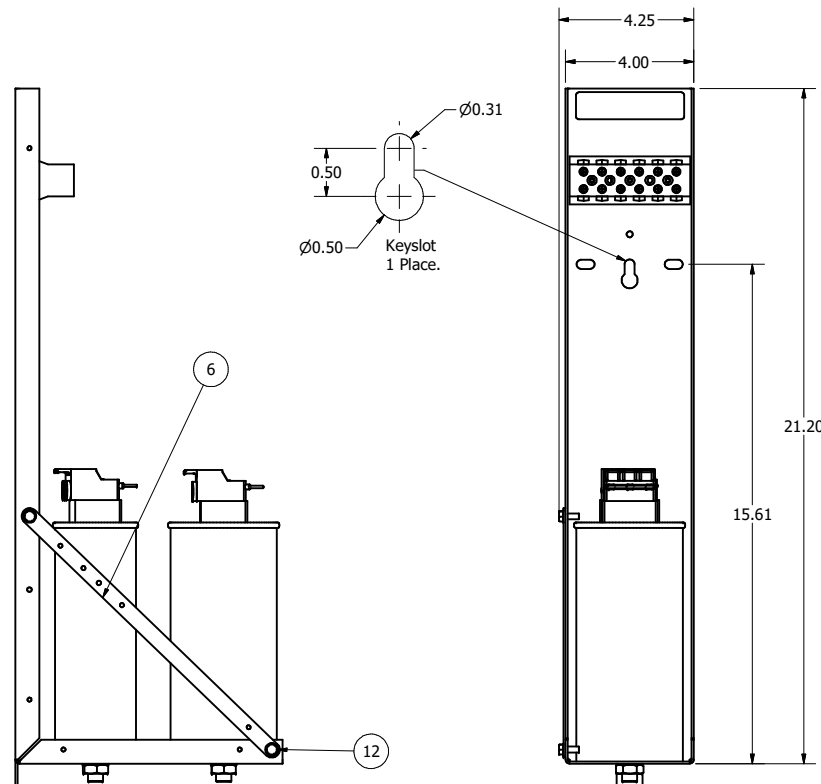
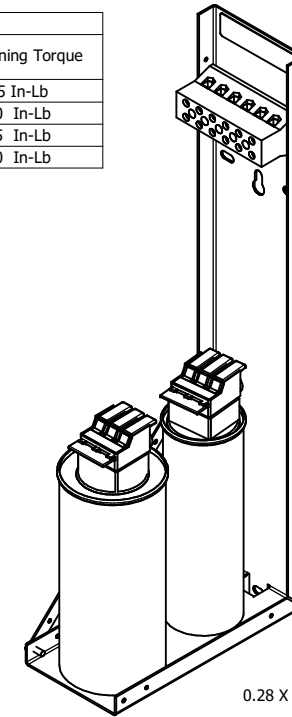
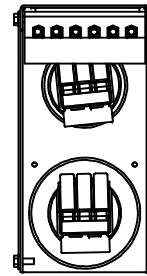
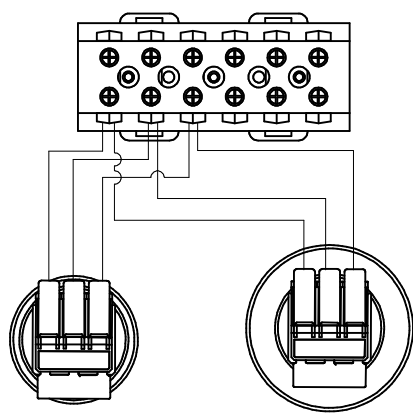
Customer Input	
Wire Range	Tightening Torque
1-4	35 In-Lb
6-14	30 In-Lb
16-20	25 In-Lb
22	20 In-Lb

D

C

B

A



DETAIL B

Note: 27908, Manual KPC Installation Guide
MUST SHIP WITH EACH ASSEMBLY.

Customer Is Responsible For Installation
To Meet All National And Local Electrical Codes.
Material(s) Shall be RoHS Compliant

DIMENSIONS IN INCHES (EXCEPT AS NOTED)		TOLERANCES (EXCEPT AS NOTED)		DECIMAL		FRACTIONAL		ANGULAR		THE INFORMATION AND DESIGNS CONTAINED IN THIS DRAWING ARE CONFIDENTIAL AND THE PROPRIETARY PROPERTY OF ALLIANT INC. AND ITS SUBSIDIARIES. NEITHER THIS DESIGN NOR ANY INFORMATION CONTAINED IN THIS DRAWING MAY BE REPRODUCED OR DISCLOSED TO OTHERS WITHOUT THE EXPRESS WRITTEN CONSENT OF ALLIANT INC. AND ITS SUBSIDIARIES.		DESIGNED BY		DATE		DRAWN BY		SCALE		DWN. NO.		SIZE		SHEET 1 OF 1	
XX ± .25		XXX ± .10		± 1/32		± 1°						JRN		10/05/17		DSW		1/3		107340DG		C			
C 7037		Update Capacitors /Match Revs		5/2/25		DSW																			
A		As Designed		10/05/17		DSW																			
NO		ECO		REVISION		DATE		BY																	

W132N10611 Grant Drive
Germantown, WI 53022
© 2025 Alliant Inc.

KPCUL015A63
15kVar, 100HP, Panelized Caps