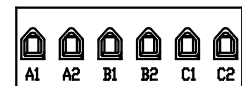
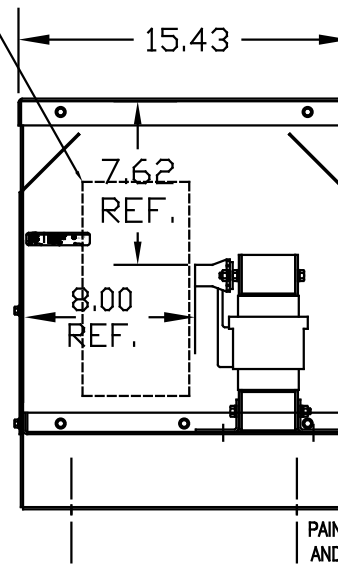
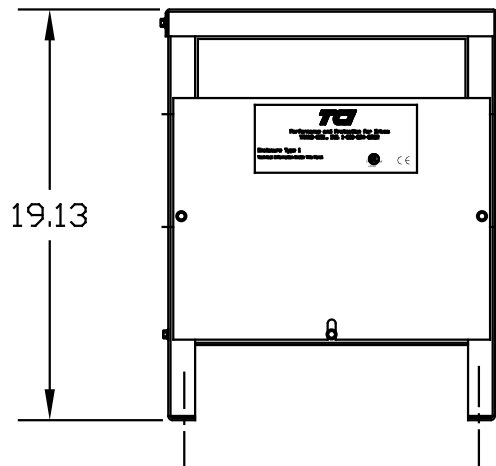
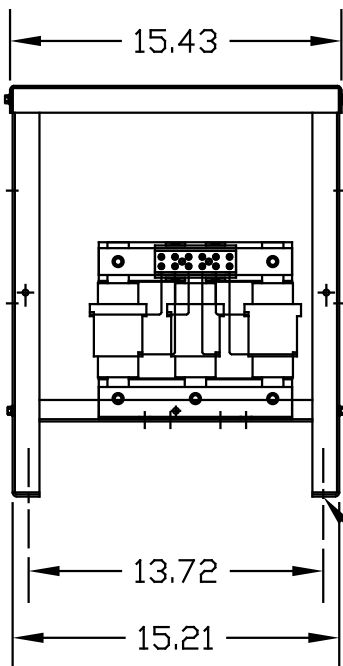


LABEL PLACED ON INSIDE WALL OF CABINET.

CATALOG NO	VOLTS(V)	__mH±10%	__AMPS(A)	APPROX WT-LBS
KLRUL55ETBE01	28.75	.801	55	86
KLRUL80CTBE01	24.00	.459	80	86
KLRUL80DTBE01	17.25	.330	80	86
KLRUL80ETBE01	28.75	.550	80	86

RECOMMENDED CONDUIT ENTRANCE AREA - LEFT FRONT SIDE, BOTTOM FRONT. RIGHT FRONT SIDE AND TOP.

TORQUE(LB-IN)=CUSTOMER WIRE
35=1 AWG THRU 4 AWG
30=6 AWG THRU 14 AWG
25=16 AWG THRU 22 AWG



TERMINAL BLK MARKING

NOTE: A1, A2, B1, B2, C1, C2, MARKINGS ON TERMINAL BLOCK FOR REFERENCE ONLY.

VENDOR LILLY POWDER COATINGS, INC.
PRODUCT CODE 312E
COLOR PEBBLE GRAY
POWDER TYPE POLYESTER POLYURETHANE

PAINT SUITABLE FOR OUTDOOR APPLICATION PER UL TYPE 3R AND APPLIED PER A UL ACCEPTED DTW2 COATING PROGRAM.

.44 DIA MOUNTING HOLES 4 PLACES.

CUSTOMER IS RESPONSIBLE FOR INSTALLATION TO MEET ALL LOCAL AND NATIONAL CODES

NO	REVISION	DATE	BY	TOLERANCES EXCEPT AS NOTED
				DECIMAL
				.XX ± .03
				.XXX ± .01
				FRACTIONAL ± 1/32
				ANGULAR ± 1/2°

TCI 7878 N. 86th STREET
MILWAUKEE, WI 53224

KLR FRAME G (TERM BLOCK) TYPE 1 ENCLOSURE

DRN BY	DATE	DRG NO.
DSW	12/08/03	BKLRULENCL-9DG
SCALE	APPRV.	D
TO FIT		SHT.1 of 1