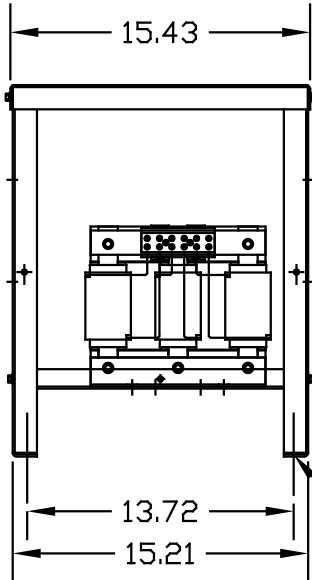


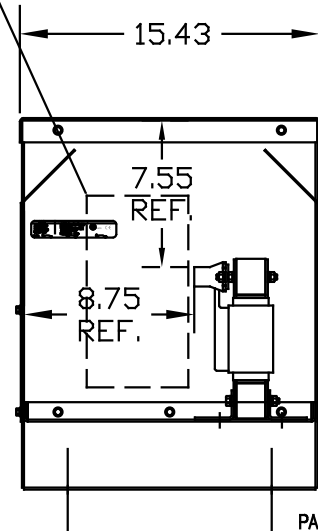
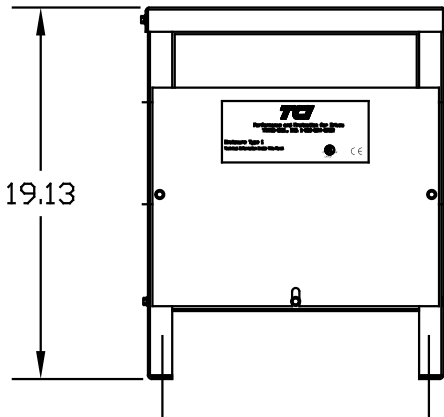
LABEL PLACED ON INSIDE WALL OF CABINET.

RECOMMENDED CONDUIT ENTRANCE AREA - LEFT FRONT SIDE, BOTTOM FRONT, RIGHT FRONT SIDE AND TOP.

CATALOG NO	VOLTS(V.)	__mH±10%	__AMPS(A)	APPROX WT-LBS
KLRUL45ETBE01	28.75	.978	45	70
KLRUL55CTBE01	24.0	.668	55	70
KLRUL80ATBE01	14.4	.276	80	70



.44 DIA HOLES 4 PLACES.



TORQUE(LB-IN)=CUSTOMER WIRE
 35=1 AWG THRU 4 AWG
 30=6 AWG THRU 14 AWG
 25=16 AWG THRU 22 AWG



TERMINAL BLK MARKING

NOTE: A1, A2, B1, B2, C1, C2, MARKINGS ON TERMINAL BLOCK FOR REFERENCE ONLY.

VENDOR LILLY POWDER COATINGS, INC.
 PRODUCT CODE 312E
 COLOR PEBBLE GRAY
 POWDER TYPE POLYESTER POLYURETHANE

PAINT SUITABLE FOR OUTDOOR APPLICATION PER UL TYPE 3R AND APPLIED PER A UL ACCEPTED DTW2 COATING PROGRAM.

CUSTOMER IS RESPONSIBLE FOR INSTALLATION TO MEET ALL LOCAL AND NATIONAL CODES

NO	REVISION	DATE	BY

TCI 7878 N. 86th STREET MILWAUKEE, WI 53224

KLR FRAME H (TERM BLOCK) TYPE 1 ENCLOSURE

DRN BY **DSW** DATE **12/08/03** DWG NO. **B**
 SCALE **TO FIT** APPROV. **B** KLRULENCL-8DG SHT.1 of 1

TOLERANCES EXCEPT AS NOTED
DECIMAL
.XX ± .03
.XXX ± .01
FRACTIONAL
± 1/32
ANGULAR
± 1/2°