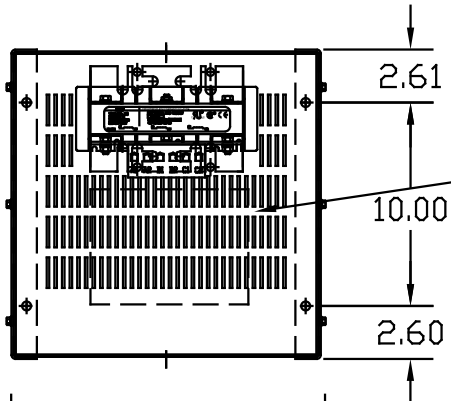
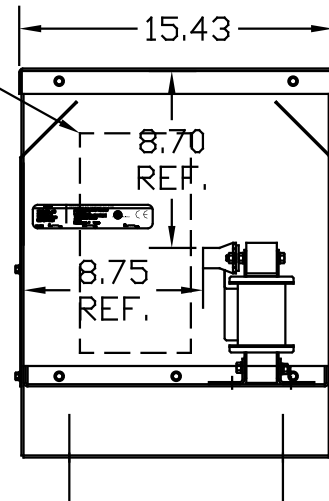
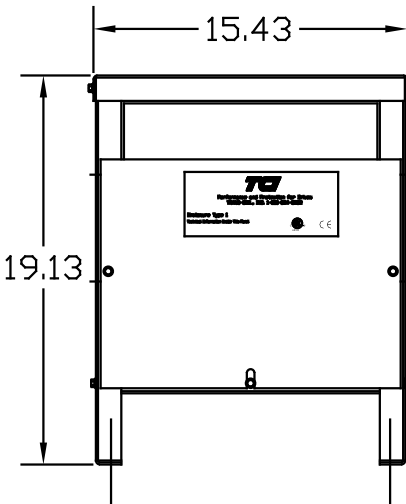
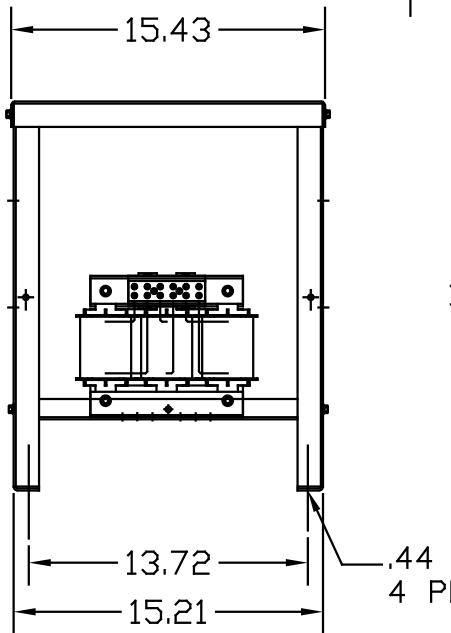


LABEL PLACED ON INSIDE WALL OF CABINET.



RECOMMENDED CONDUIT ENTRANCE AREA - LEFT FRONT SIDE, BOTTOM FRONT, RIGHT FRONT SIDE AND TOP.



CATALOG NO	VOLTS(V.)	_mH±10%	_AMPS(A)	APPROX WT-LBS
KLRUL25ETBE01	28.75	1.76	25	60
KLRUL27ETBE01	28.75	1.63	27	60
KLRUL35CTBE01	24.00	1.05	35	60
KLRUL35ETBE01	28.75	1.258	35	60
KLRUL45CTBE01	24.00	.817	45	63
KLRUL45DTBE01	17.25	.587	45	63
KLRUL55ATBE01	14.40	.401	55	61
KLRUL55DTBE01	17.25	.480	55	61
KLRUL80BTBE01	7.20	.138	80	60
KLRUL80FTBE01	8.62	.165	80	60

NOTE: A1, A2, B1, B2, C1, C2, MARKINGS ON TERMINAL BLOCK FOR REFERENCE ONLY.



TERMINAL BLK MARKING

TORQUE(LB-IN)=CUSTOMER WIRE
35=1 AWG THRU 4 AWG
30=6 AWG THRU 14 AWG
25=16 AWG THRU 22 AWG

VENDOR LILLY POWDER COATINGS, INC.
 PRODUCT CODE 312E
 COLOR PEBBLE GRAY
 POWDER TYPE POLYESTER POLYURETHANE

PAINT SUITABLE FOR OUTDOOR APPLICATION PER UL TYPE 3R AND APPLIED PER A UL ACCEPTED DTW2 COATING PROGRAM.

CUSTOMER IS RESPONSIBLE FOR INSTALLATION TO MEET ALL LOCAL AND NATIONAL CODES

NO	REVISION	DATE	BY

	7878 N. 86th STREET MILWAUKEE, WI 53224	
	KLR FRAME F (TERM BLOCK) TYPE 1 ENCLOSURE	
DRN BY: DSW SCALE: TO FIT	DATE: 12/08/03 APPRVD:	DWG. NO.: BDKLREULENCL-7DG SHT. 1 of 1