


LABEL PLACED ON INSIDE WALL OF CABINET.



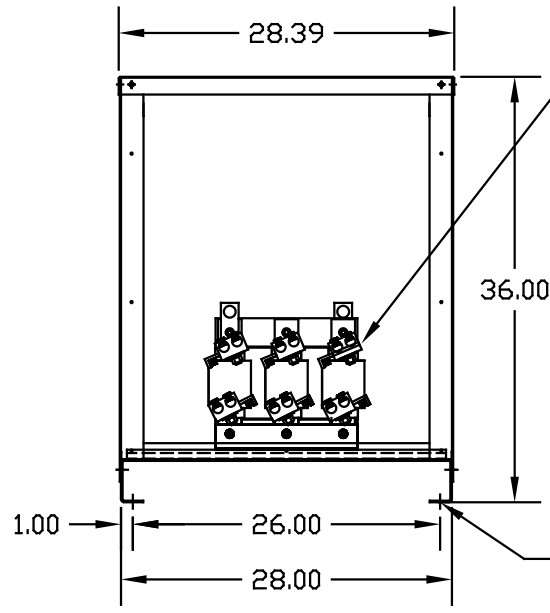
LABEL PLACED ON FRONT OF CABINET.

CATALOG NO	VOLTS(V.)	__mH±10%	__AMPS(A)	APPROX WT-LBS
KLRUL480DPT01	17.25	.055	480	350

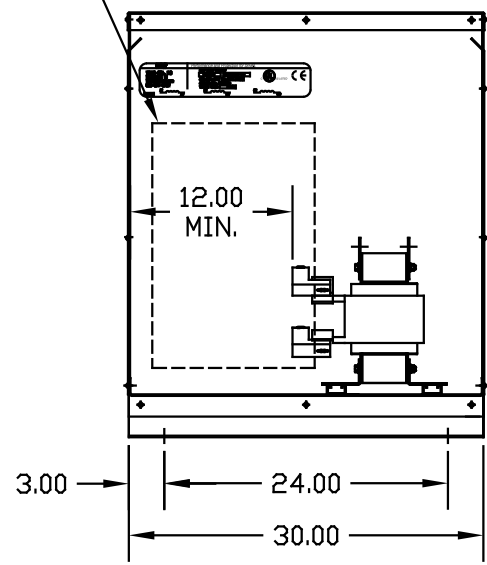

LUG WIRE RANGE TWO 600MCM-2, AL. OR CU.  
FOR REACTOR.  
TIGHTENING TORQUE. 500 LB-IN

RECOMMENDED CONDUIT  
ENTRANCE AREA - LEFT FRONT SIDE,  
BOTTOM FRONT. RIGHT FRONT SIDE AND  
TOP.

NOTE: LUGS ROTATED TO MEET CLEARANCE  
(PHASE TO PHASE),  
AND TO MEET CLEARANCE FROM LUGS  
TO GROUNDING SURFACE.



.50 DIA  
MOUNTING HOLE  
4 PLACES.



CUSTOMER IS RESPONSIBLE FOR INSTALLATION  
TO MEET ALL LOCAL AND NATIONAL CODES

VENDOR LILLY POWDER COATINGS, INC.  
PRODUCT CODE 312E  
COLOR PEBBLE GRAY  
POWDER TYPE POLYESTER POLYURETHANE

PAINT SUITABLE FOR OUTDOOR APPLICATION PER UL TYPE 3R  
AND APPLIED PER A UL ACCEPTED DTW2 COATING PROGRAM.

TOLERANCES EXCEPT AS NOTED			
			DECIMAL
			.XX ±.03
			.XXX±.01
			FRACTIONAL ± 1/32
			ANGULAR ± 1/2°
NO	REVISION	DATE	BY

**TCI** 7878 N. 86th STREET  
MILWAUKEE, WI 53224

**KLR FRAME S (ILSCO LUGS)  
TYPE 1 ENCLOSURE**

DWG. BY DSW DATE 07/06/04 DWG. NO. KLRULENCL-36.DWG  
SCALE TO FIT APPROV. SHT. 1 OF 1