


CATALOG NO	VOLTS(V.)	__mH±10%	__AMPS(A)	APPROX WT-LBS
KLRUL480APTE01	14.4	.046	480	285

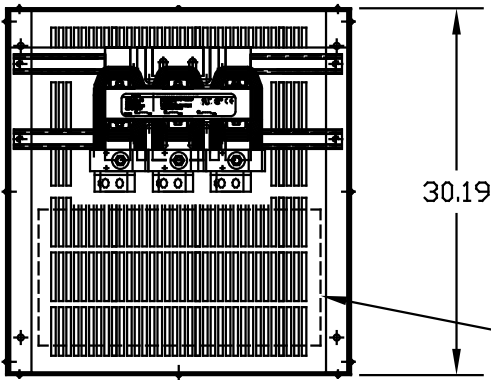


LABEL PLACED ON INSIDE WALL OF CABINET.



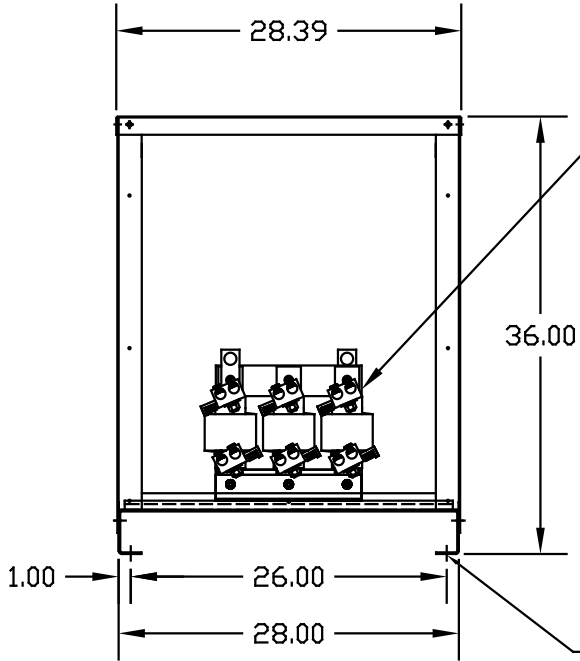
LABEL PLACED ON FRONT OF CABINET.

LUG WIRE RANGE TWO 600MCM-2, AL. OR CU.
FOR REACTOR.
TIGHTENING TORQUE. 500 LB-IN

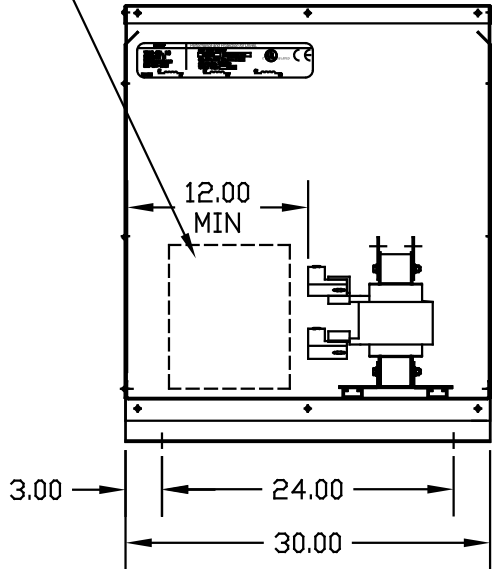



RECOMMENDED CONDUIT
ENTRANCE AREA - LEFT FRONT SIDE,
BOTTOM FRONT. RIGHT FRONT SIDE AND TOP.

NOTE: LUGS ROTATED TO MEET CLEARANCE
(PHASE TO PHASE).
AND TO MEET CLEARANCE FROM LUGS
TO GROUNDING SURFACE.



.50 DIA
MOUNTING HOLE
4 PLACES.



CUSTOMER IS RESPONSIBLE FOR INSTALLATION
TO MEET ALL LOCAL AND NATIONAL CODES

VENDOR LILLY POWDER COATINGS, INC.
PRODUCT CODE 312E
COLOR PEBBLE GRAY
POWDER TYPE POLYESTER POLYURETHANE

PAINT SUITABLE FOR OUTDOOR APPLICATION PER UL TYPE 3R
AND APPLIED PER A UL ACCEPTED DTW2 COATING PROGRAM.

				TOLERANCES EXCEPT AS NOTED	TCI 7878 N. 86th STREET MILWAUKEE, WI 53224
				DECIMAL .XX ±.03 .XXX ±.01	
				FRACTIONAL ± 1/32	KLR FRAME L (ILSCO LUGS) TYPE 1 ENCLOSURE
				ANGULAR ± 1/2°	
NO	REVISION	DATE	BY	SCALE TO FIT	DRG. NO. C KLRULENCL-34DG DRG. BY DSW DATE 07/06/04 DRG. NO. C SCALE TO FIT