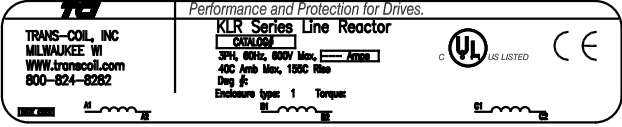


CATALOG NO	VOLTS(V.)	__mH±10%	__AMPS(A)	APPROX WT-LBS
KLRUL480BPT01	7.20	.023	480	171
KLRUL480FPT01	8.62	.028	480	171
KLRUL600BPT01	7.20	.018	600	177



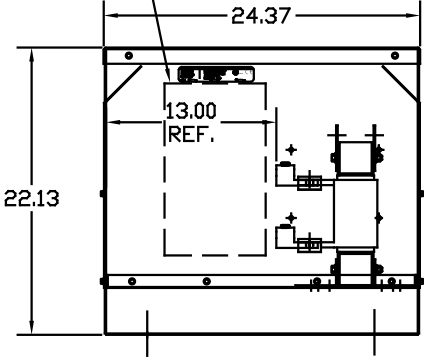
LABEL PLACED ON INSIDE WALL OF CABINET.

LUG WIRE RANGE TWO 600MCM-2, AL. OR CU.
 FOR REACTOR.
 TIGHTENING TORQUE. 500 LB-IN

RECOMMENDED CONDUIT
 ENTRANCE AREA - LEFT FRONT SIDE,
 BOTTOM FRONT, RIGHT FRONT SIDE AND
 TOP.

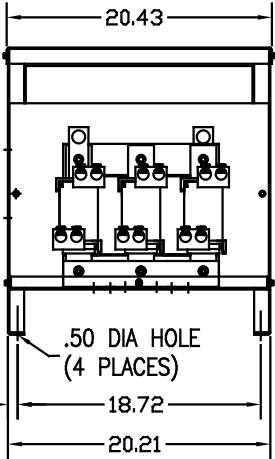
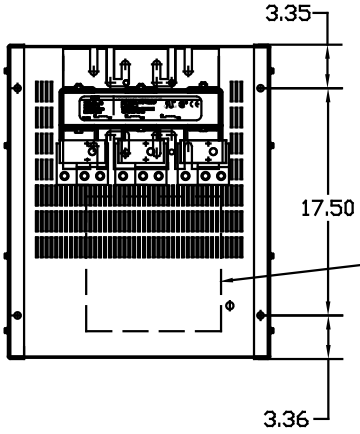


LABEL PLACED ON FRONT OF CABINET.



VENDOR LILLY POWDER COATINGS, INC.
 PRODUCT CODE 312E
 COLOR PEBBLE GRAY
 POWDER TYPE POLYESTER POLYURETHANE

PAINT SUITABLE FOR OUTDOOR APPLICATION PER UL TYPE 3R
 AND APPLIED PER A UL ACCEPTED DTW2 COATING PROGRAM.



CUSTOMER IS RESPONSIBLE FOR INSTALLATION
 TO MEET ALL LOCAL AND NATIONAL CODES

TOLERANCES EXCEPT AS NOTED			
DECIMAL			
.XX ± .03			
.XXX ± .01			
FRACTIONAL			
± 1/32			
ANGULAR			
± 1/2°			
NO	REVISION	DATE	BY

TCI 7878 N. 86th STREET
 MILWAUKEE, WI 53224

**KLR FRAME L (ILSCO LUGS)
 TYPE1 ENCLOSURE**

DRN BY DSW DATE 12/09/03 DWG NO. B KLRULENCL-32DG
 SCALE TO FIT APPROV. SHT. 1 of 1