



LABEL PLACED ON INSIDE WALL OF CABINET.

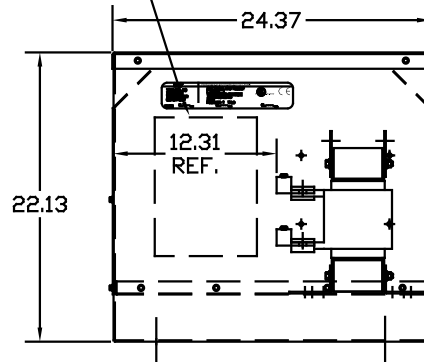
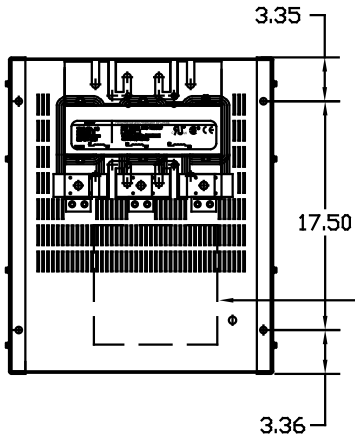
CATALOG NO	VOLTS(V.)	__mH-±10%	__AMPS(A)	APPROX WT-LBS
KLRUL360CPT01	24.0	.102	360	235

LUG WIRE RANGE TWO 350MCM-4, AL. OR CU.
 FOR REACTOR.
 TIGHTENING TORQUE. 275 LB-IN

RECOMMENDED CONDUIT
 ENTRANCE AREA - LEFT FRONT SIDE,
 BOTTOM FRONT, RIGHT FRONT SIDE AND
 TOP.

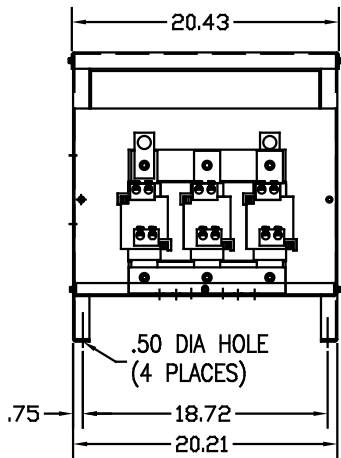


LABEL PLACED ON FRONT OF CABINET.



VENDOR: LILLY POWDER COATINGS, INC.
 PRODUCT CODE: 312E
 COLOR: PEBBLE GRAY
 POWDER TYPE: POLYESTER POLYURETHANE

PAINT SUITABLE FOR OUTDOOR APPLICATION PER UL TYPE 3R
 AND APPLIED PER A UL ACCEPTED DTW2 COATING PROGRAM.



CUSTOMER IS RESPONSIBLE FOR INSTALLATION
 TO MEET ALL LOCAL AND NATIONAL CODES

NO	REVISION	DATE	BY	TOLERANCES (EXCEPT AS NOTED)	 7878 N. 86th STREET MILWAUKEE, WI 53224 KLR FRAME S (ILSCO LUGS) TYPE 1 ENCLOSURE	DRN BY	DATE	DRG NO.	
				DECIMAL			DSW	12/09/03	B
				.XX ± .03 .XXX ± .01			SCALE	APPROV.	
				FRACTIONAL ± 1/32 ANGULAR ± 1/2°			TO FIT		
						KLRULENCL-28DG			
						SHT.1 of 1			