




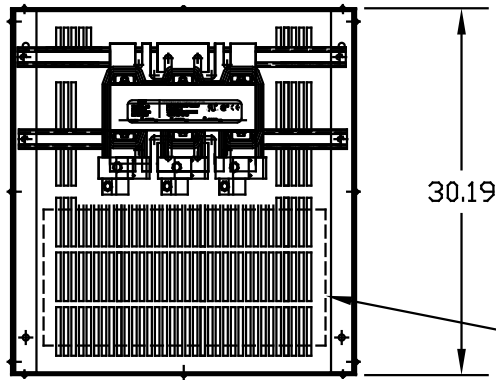
LABEL PLACED ON INSIDE WALL OF CABINET.



LABEL PLACED ON FRONT OF CABINET.


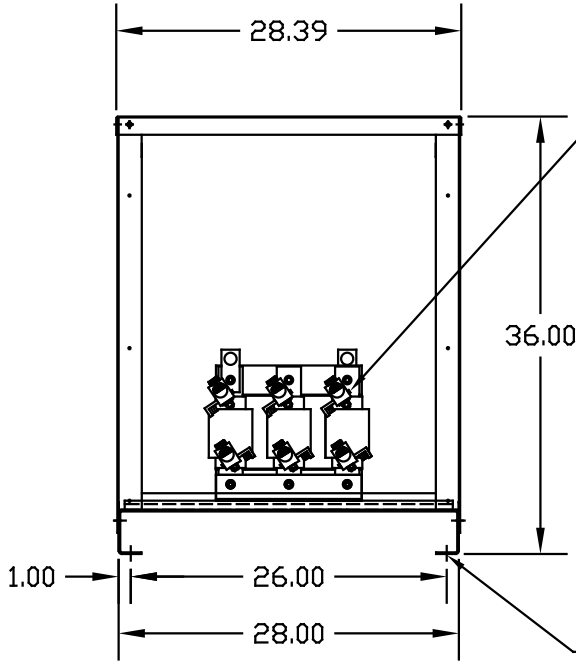
CATALOG NO	VOLTS(V.)	__mH±10%	__AMPS(A)	APPROX WT-LBS
KLRUL300EPT01	28.75	.147	300	325

LUG WIRE RANGE ONE 600MCM-4
FOR REACTOR. TWO 250MCM-1/0, AL. OR CU.
TIGHTENING TORQUE. 500 LB-IN

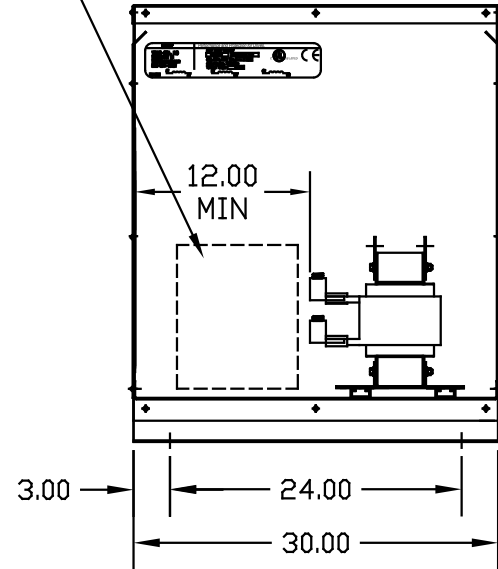


RECOMMENDED CONDUIT
ENTRANCE AREA - LEFT FRONT SIDE,
BOTTOM FRONT. RIGHT FRONT SIDE AND TOP.

NOTE: LUGS ROTATED TO MEET CLEARANCE
(PHASE TO PHASE),
AND TO MEET CLEARANCE FROM LUGS
TO GROUNDING SURFACE.



.50 DIA
MOUNTING HOLE
4 PLACES.



CUSTOMER IS RESPONSIBLE FOR INSTALLATION
TO MEET ALL LOCAL AND NATIONAL CODES

VENDOR LILLY POWDER COATINGS, INC.
PRODUCT CODE 312E
COLOR PEBBLE GRAY
POWDER TYPE POLYESTER POLYURETHANE

PAINT SUITABLE FOR OUTDOOR APPLICATION PER UL TYPE 3R
AND APPLIED PER A UL ACCEPTED DTW2 COATING PROGRAM.

TOLERANCES EXCEPT AS NOTED				DRAWN BY DSW	DATE 07/06/04	DWG. NO. KLRULENCL-25.DWG	SHEET SHT. 1 OF 1
DECIMAL	FRACTIONAL	ANGULAR	SCALE				
.XX ±.03	.XXX ±.01	± 1/32	TO FIT				
		± 1/2°					
NO	REVISION	DATE	BY				

TCI 7878 N. 86th STREET
MILWAUKEE, WI 53224

KLR FRAME S (ILSCO LUGS)
TYPE 1 ENCLOSURE