

LABEL PLACED ON INSIDE WALL OF CABINET.

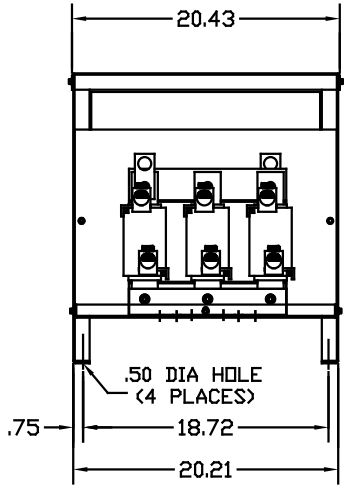


LABEL PLACED ON FRONT OF CABINET.

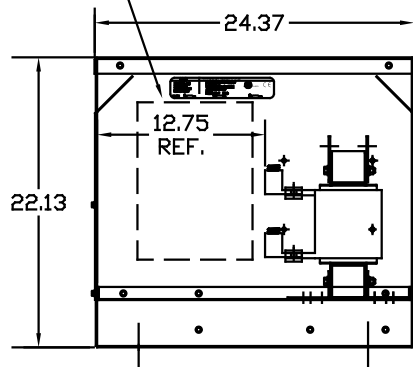
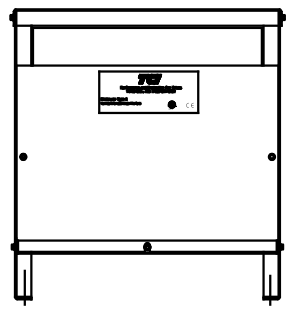
CATALOG NO	VOLTS(V)	__MH±10%	__AMPS(A)	APPROX WT-LBS
KLRUL250CPE01	24.0	.147	250	191
KLRUL250EPE01	28.75	.176	250	191

LUG WIRE RANGE ONE 600MCM-4
 FOR REACTOR. TWO 250MCM-1/0, AL. OR CU.
 TIGHTENING TORQUE. 500 LB-IN

RECOMMENDED CONDUIT
 ENTRANCE AREA - LEFT FRONT SIDE,
 BOTTOM FRONT, RIGHT FRONT SIDE AND
 TOP.



CUSTOMER IS RESPONSIBLE FOR INSTALLATION
 TO MEET ALL LOCAL AND NATIONAL CODES



VENDOR LILLY POWDER COATINGS, INC.
 PRODUCT CODE 312E
 COLOR PEBBLE GRAY
 POWDER TYPE POLYESTER POLYURETHANE

PAINT SUITABLE FOR OUTDOOR APPLICATION PER UL TYPE 3R
 AND APPLIED PER A UL ACCEPTED DTV2 COATING PROGRAM.

NO	REVISION	DATE	BY

TCI 7878 N. 86th STREET
 MILWAUKEE, WI 53224

**KLR FRAME L (ILSCO LUGS)
 TYPE 1 ENCLOSURE**

DRN BY **DSW** DATE **12/08/03** DWG NO. **B**
 SCALE **TO FIT** APPRVD. **B** KLRULENCL-21DG
 SHT.1 of 1

TOLERANCES EXCEPT AS NOTED
DECIMAL
.XX ± .03
.XXX ± .01
FRACTIONAL
± 1/32
ANGULAR
± 1/2°