
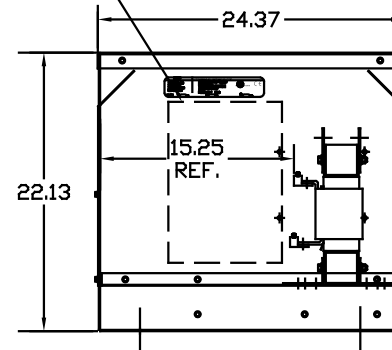
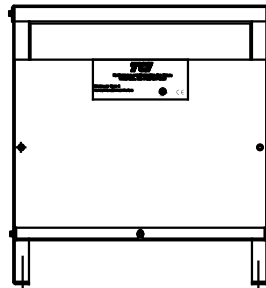
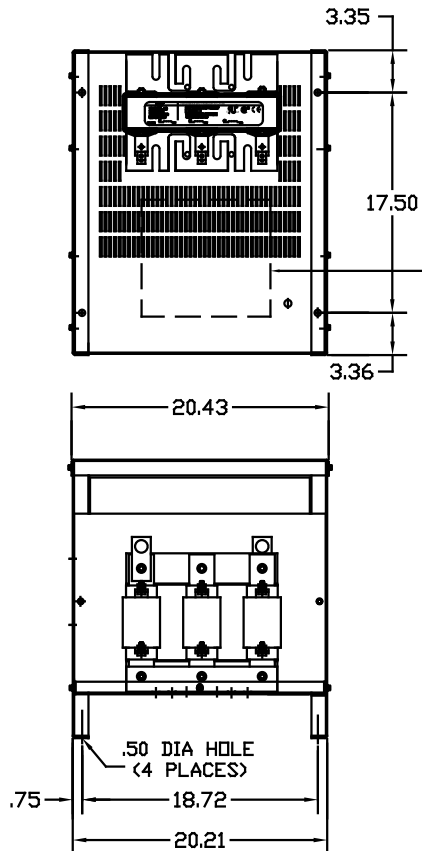


LABEL PLACED ON INSIDE WALL OF CABINET.

CATALOG NO	VOLTS(V.)	__mH±10%	__AMPS(A)	APPROX WT-LBS
KLRUL110EPT01	28.75	.400	110	148
KLRUL130CPT01	24.0	.283	130	148
KLRUL130EPT01	28.75	.339	130	148

LUG WIRE RANGE 2/0-6, AL OR CU.
FOR REACTOR.
TIGHTENING TORQUE. 120 LB-IN

RECOMMENDED CONDUIT
ENTRANCE AREA - LEFT FRONT SIDE,
BOTTOM FRONT, RIGHT FRONT SIDE AND
TOP.



LABEL PLACED ON FRONT OF CABINET.

VENDOR LILLY POWDER COATINGS, INC.
PRODUCT CODE 312E
COLOR PEBBLE GRAY
POWDER TYPE POLYESTER POLYURETHANE

PAINT SUITABLE FOR OUTDOOR APPLICATION PER UL TYPE 3R
AND APPLIED PER A UL ACCEPTED DTV2 COATING PROGRAM.

CUSTOMER IS RESPONSIBLE FOR INSTALLATION
TO MEET ALL LOCAL AND NATIONAL CODES

				TOLERANCES EXCEPT AS NOTED	TCI 7878 N. 86th STREET MILWAUKEE, WI 53224
				DECIMAL	
				.XX ± .03 .XXX ± .01	
				FRACTIONAL	DRN BY DSW DATE 12/08/03 DWG NO. B
				± 1/32	SCALE TO FIT
				ANGULAR	APPRVD.
				± 1/2°	KLRULENCL-14DG
NO	REVISION	DATE	BY		SHT. 1 of 1