

LABEL PLACED ON INSIDE WALL OF CABINET.

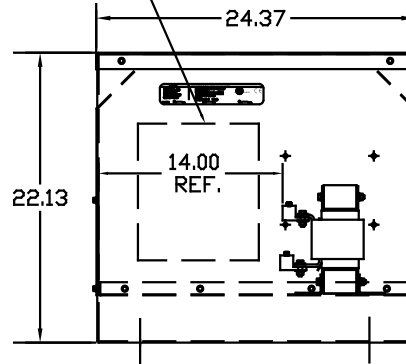
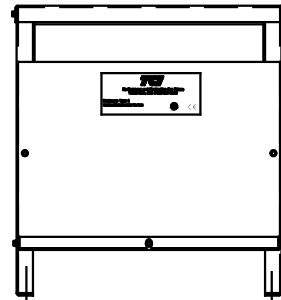
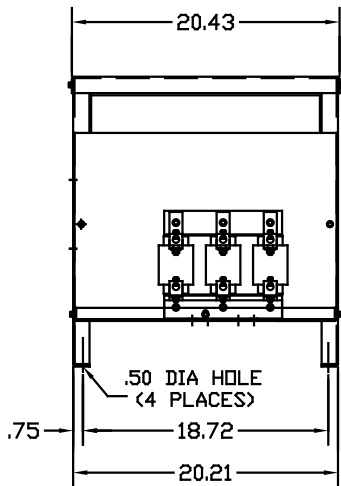
CATALOG NO	VOLTS(V.)	__mH±10%	__AMPS(A)	APPROX WT-LBS
KLRUL160APTE01	14.4	.138	160	119

LUG WIRE RANGE 250MCM-6, AL OR CU.
FOR REACTOR.
TIGHTENING TORQUE. 275 LB-IN



LABEL PLACED ON FRONT OF CABINET.

RECOMMENDED CONDUIT
ENTRANCE AREA - LEFT FRONT SIDE,
BOTTOM FRONT. RIGHT FRONT SIDE AND
TOP.



VENDOR LILLY POWDER COATINGS, INC.
PRODUCT CODE 312E
COLOR PEBBLE GRAY
POWDER TYPE POLYESTER POLYURETHANE

PAINT SUITABLE FOR OUTDOOR APPLICATION PER UL TYPE 3R
AND APPLIED PER A UL ACCEPTED DTW2 COATING PROGRAM.

CUSTOMER IS RESPONSIBLE FOR INSTALLATION
TO MEET ALL LOCAL AND NATIONAL CODES

NO	REVISION	DATE	BY	TOLERANCES EXCEPT AS NOTED	7878 N. 86th STREET MILWAUKEE, WI 53224 KLR FRAME G (ILSCO LUGS) TYPE 1 ENCLOSURE
				DECIMAL	
				.XX ± .03 .XXX ± .01	
				FRACTIONAL ± 1/32	
				ANGULAR ± 1/2°	DRN BY DSW DATE 12/08/03 DWG. NO. B SCALE TO FIT APPRVD. B KLRULENCL-13DG SHT. 1 of 1