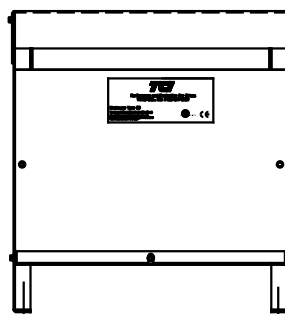
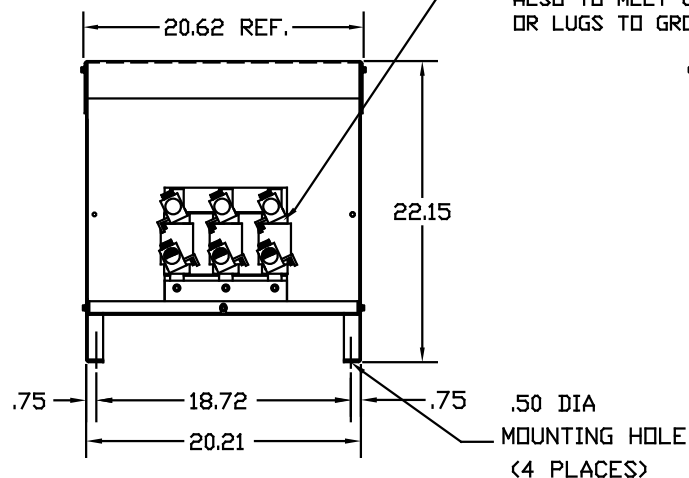


LABEL PLACED ON FRONT OF CABINET.

NOTE: ROTATED AS NEEDED TO MEET CLEARANCE BETWEEN TERMINAL OR LUGS (PHASE TO PHASE). ALSO TO MEET CLEARANCE FROM TERMINALS OR LUGS TO GROUNDING SURFACE.

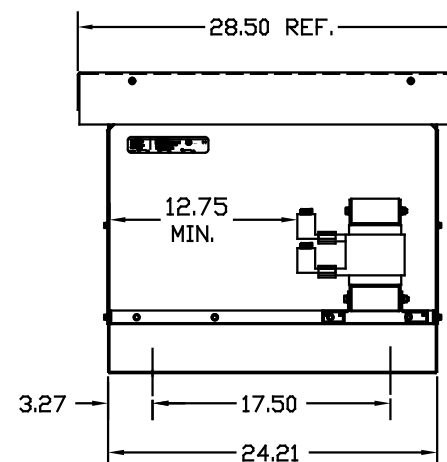


CATALOG NO	VOLTS(V.)	__mH±10%	__AMPS(A)	APPROX WT-LBS
KLRUL300BPTE3R	7.20	.037	300	136
KLRUL300FPTE3R	8.62	.044	300	136

LUG WIRE RANGE ONE 600MCM-4
FOR REACTOR. TWO 250MCM-1/0, AL. OR CU.
TIGHTENING TORQUE. 500 LB-IN



LABEL PLACED ON INSIDE WALL OF CABINET.



VENDOR LILLY POWDER COATINGS, INC.
PRODUCT CODE 312E
COLOR PEBBLE GRAY
POWDER TYPE POLYESTER POLYURETHANE

PAINT SUITABLE FOR OUTDOOR APPLICATION PER UL TYPE 3R AND APPLIED PER A UL ACCEPTED DTV2 COATING PROGRAM.

CUSTOMER IS RESPONSIBLE FOR INSTALLATION TO MEET ALL LOCAL AND NATIONAL CODES

				TOLERANCES (EXCEPT AS NOTED)	7878 N. 86th STREET MILWAUKEE, WI 53224 KLR FRAME J (ILSCO LUGS) TYPE 3R ENCLOSURE
				DECIMAL	
				.XX ±.03	
				.XXX±.01	
				FRACTIONAL ± 1/32	
				ANGULAR ± 1/2°	DRN BY DSW DATE 10/04/04 SCALE TO FIT APPRVD B DVG. NO. B KLRJE3R-1DG SHT.1 OF 1
NO	REVISION	DATE	BY		