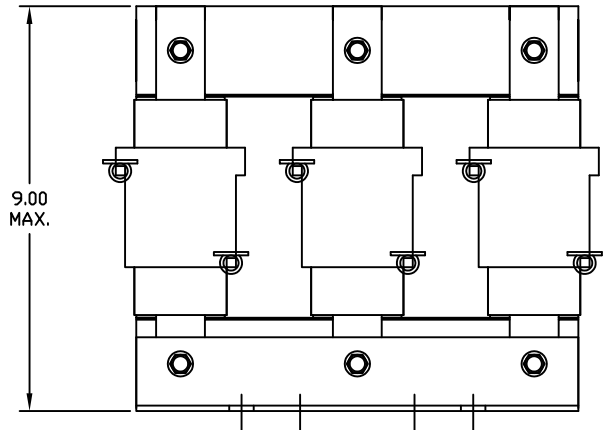
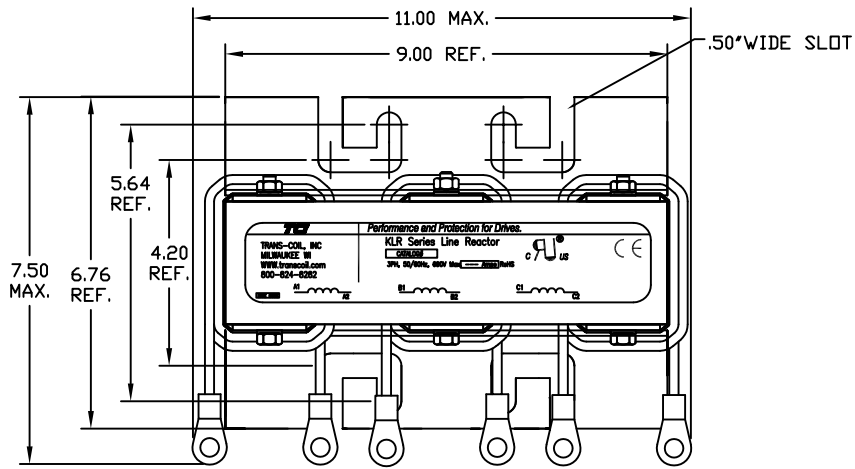
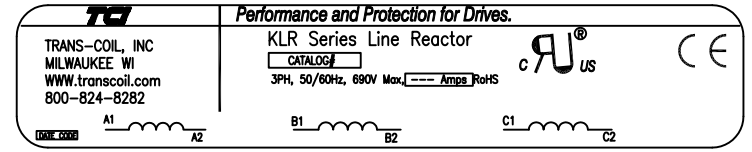
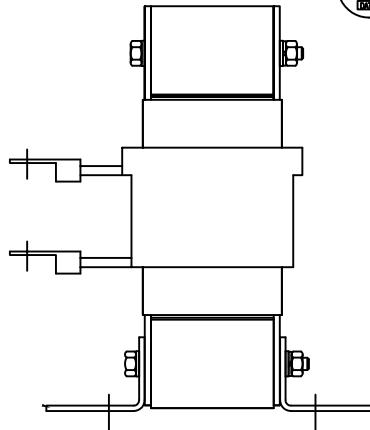
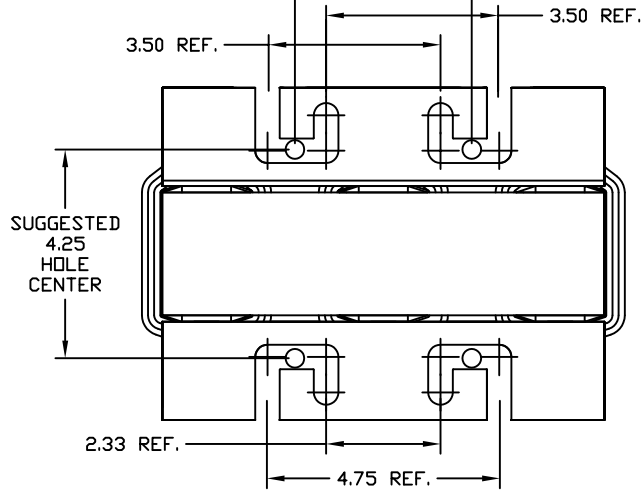


690V	NEC MOTOR HP	CATALOG NO	__AMPS(A)	APPROX WT-LBS	WATTS LOSS	TERMINAL RING HOLE SIZE
5% Z	60-75	KLR80ERLV	80	49	178	.38 DIA HOLE



SUGGESTED  
3.60  
MOUNTING  
DISTANCE



				TOLERANCES (EXCEPT AS NOTED)		7878 N. 86th STREET MILWAUKEE, WI 53224	
				RECORD			
				.XX ± .03		<b>KLR SERIES 3 PH REACTORS 690V (FRAME G)</b>	
				.XXX ± .010			
				FRACTIONAL ± 1/16		DRN BY DSW    DATE 02/07/06    DWG. NO.	
				ANGULAR ± 1/2°		SCALE TO FIT    APRVD. <b>KLR80ERLV DG</b>	
NO	REVISION	DATE	BY			SHT. 1 OF 1	