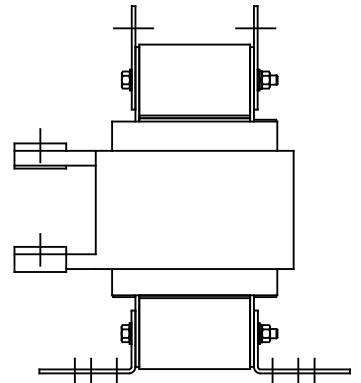
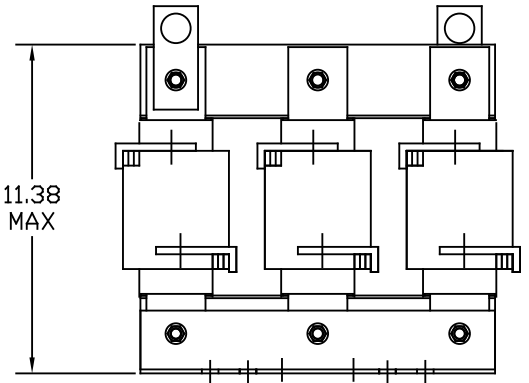
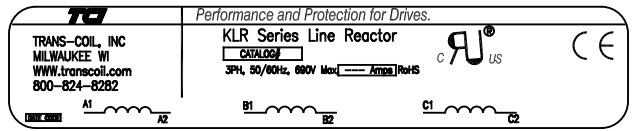
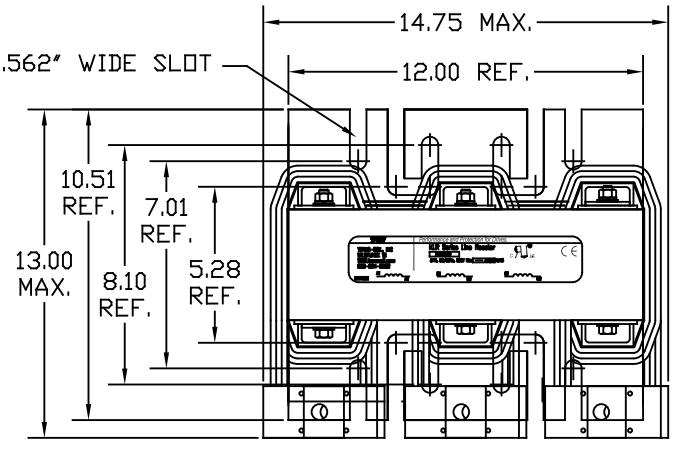
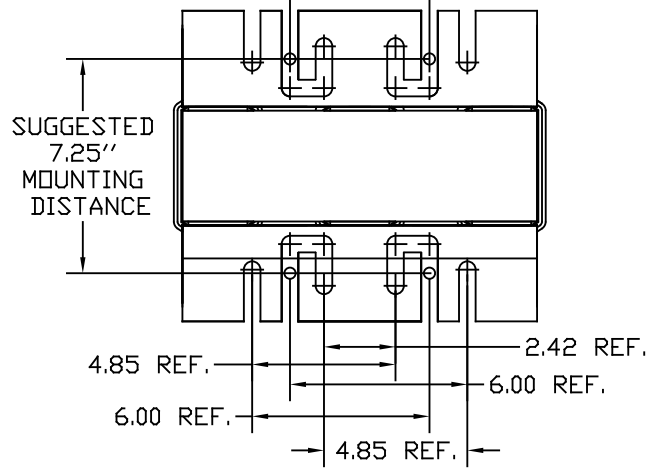


690V	NEC MOTOR HP	CATALOG NO	__AMPS(A)	APPROX WT-LBS	WATTS LOSS	TERMINAL HOLE SIZE
3% Z	600	KLR600DCBV	600	151	580	.53 DIA HOLE



SUGGESTED 4.75" MOUNTING DISTANCE



				TOLERANCES EXCEPT AS NOTED:		7878 N. 86th STREET MILWAUKEE, WI 53224	
				DECIMAL	.XX ±.03		KLR SERIES 3 PH REACTORS 690V (FRAME S)
				FRACTIONAL	± 1/32		
				ANGULAR	± 1/2°		
NO	REVISION	DATE	BY	DRW. BY	DATE	DRW. NO.	KLR600DCBVDG SHT. 1 OF 1
				SCALE	TO FIT	APPROV. 02/21/07	