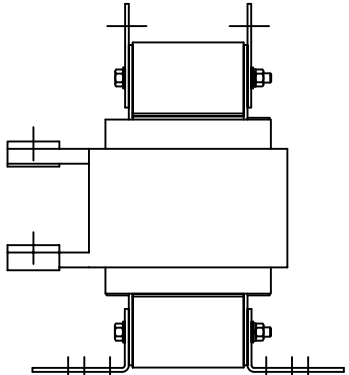
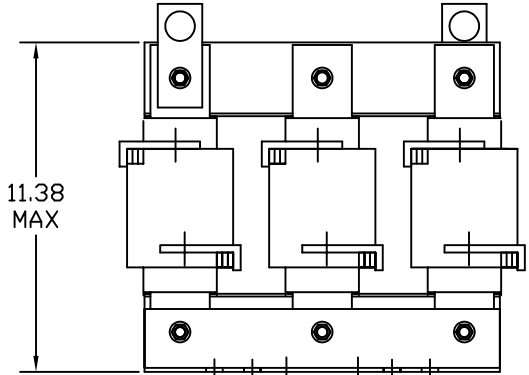
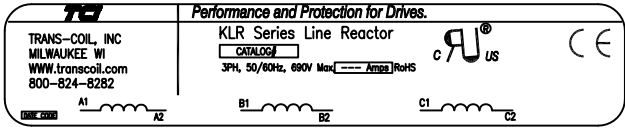
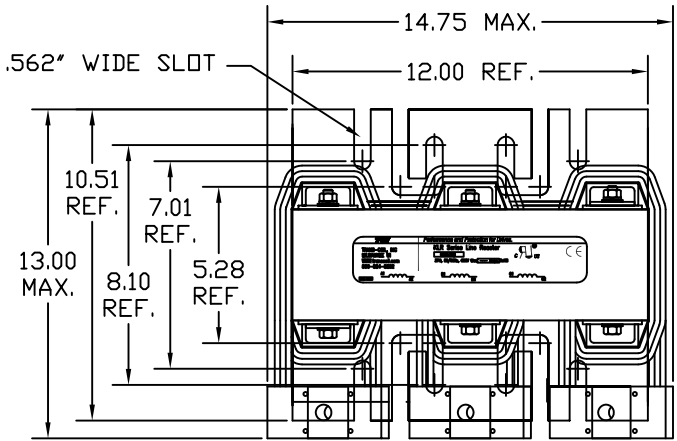
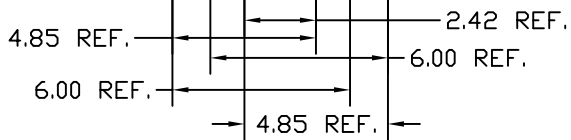
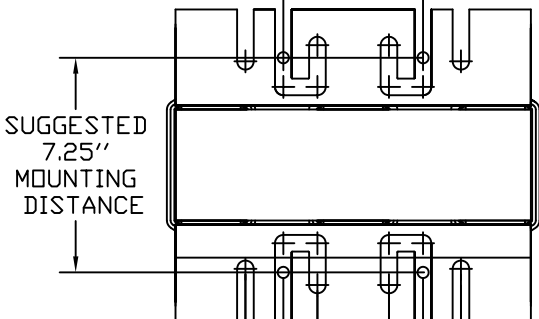


690V	NEC MOTOR HP	CATALOG NO	__AMPS(A)	APPROX WT-LBS	WATTS LOSS	TERMINAL HOLE SIZE
5% Z	300	KLR300ECBV	300	156	422	.56 DIA HOLE



SUGGESTED 4.75" MOUNTING DISTANCE



TOLERANCES EXCEPT AS NOTED:				TCI 7878 N. 86th STREET MILWAUKEE, WI 53224	
DECIMAL	.XX ± .03	KLR SERIES 3 PH REACTORS 690V (FRAME S)			
FRACTIONAL	.XXX ± .01				
ANGULAR	± 1/32	DRN BY DSW	DATE 02/21/07	DWG. NO. B	KLR300ECBV/DG SHT. 1 OF 1
SCALE	± 1/2"	TO FIT	APPRV		
NO	REVISION	DATE	BY		