

690V	NEC MOTOR HP	CATALOG NO	__AMPS(A)	APPROX WT-LBS	WATTS LOSS
3% Z	1	KLR2DQDDR	2	4	9

TCI Performance and Protection for Drives.

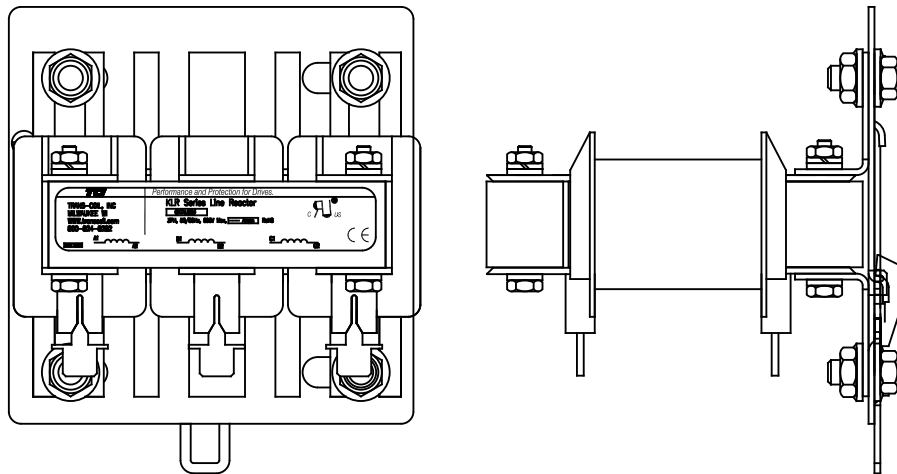
TRANS-COIL, INC
MILWAUKEE WI
WWW.transcoil.com
800-824-8282

KLR Series Line Reactor
CATALOG# _____
3PH, 50/60Hz, 690V Max, _____ Amps RoHS

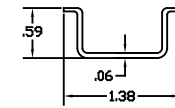
DATE CODE A1 A2 B1 B2 C1 C2

CE

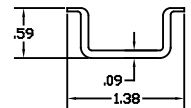
NOTE: CUSTOMER CAN CHANGE MOUNTED REACTOR, FROM VERTICAL TO HORIZONTAL ON DIN BRACKET.



TCI'S DIN RAIL MOUNTED REACTORS FIT STANDARD 35mm DIN RAIL. TCI'S MINIMUM RECOMMENDATION IS TO USE: HIGH PROFILE STANDARD 35mm STEEL RAIL OR HEAVY DUTY STANDARD 35mm STEEL RAIL.



STANDARD STEEL HIGH PROFILE DIN RAIL.



HEAVY DUTY STEEL DIN RAIL.

TCI RECOMMENDS TAKING PRECAUTIONS WHEN SHIPPING MOUNTED REACTORS.

				7878 N. 86th STREET MILWAUKEE, WI 53224	
				KLR DIN RAIL 690V (FRAME A)	
TOLERANCES (EXCEPT AS NOTED)		DRAWN BY		DATE	
DECIMAL		DSW		03/06/07	
.XX ±.03		SCALE		APRVL	
.XXX±.010		TO FIT		C	
FRACTIONAL		NO		KLR2DQDDRVDG	
± 1/16		REVISION		SHT.1 OF1	
ANGULAR		DATE			
± 1/2°		BY			