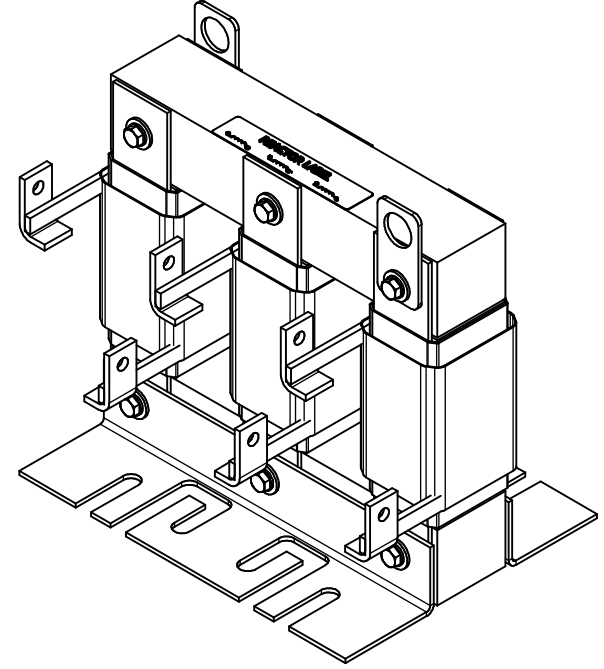
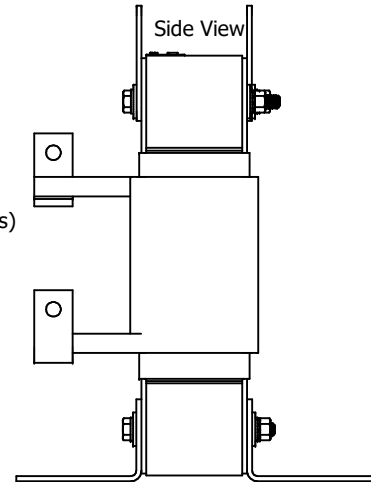
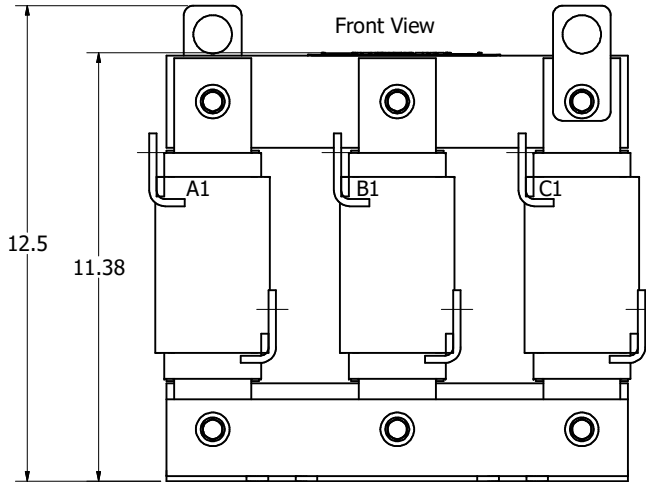
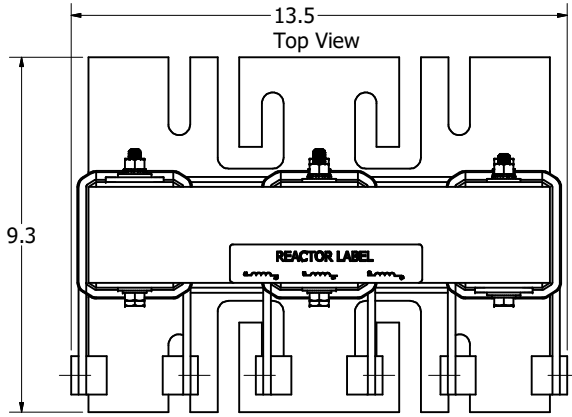
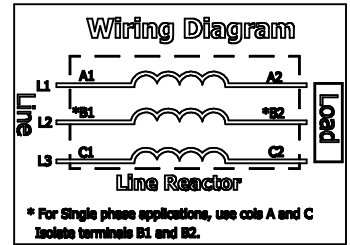
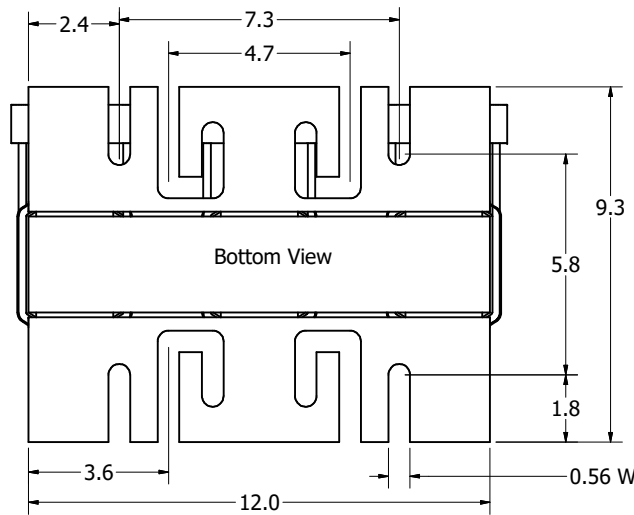


Part Number	Horsepower (HP)	Amps (A)	--uH +/-10%	Losses (W)	Weight (LBS)	Terminal Hole Size (Inches)
KLR200ACB	150	200	110	222	81	0.38
KLR200DCB	200	200	132	270	81	0.38



(Customer Connections)
Markings On Coils
For Reference Only.



Customer Is Responsible For Installation
To Meet All National And Local Electrical Codes.

Material(s) Shall be RoHS Compliant

THE INFORMATION AND DESIGNS CONTAINED IN THIS DRAWING ARE CONFIDENTIAL AND THE PROPRIETARY PROPERTY OF ALLIED MOTION TECHNOLOGIES INC. AND ITS SUBSIDIARIES. NEITHER THIS DESIGN NOR ANY INFORMATION CONTAINED IN THIS DRAWING MAY BE REPRODUCED OR DISCLOSED TO OTHERS WITHOUT THE EXPRESS WRITTEN CONSENT OF ALLIED MOTION TECHNOLOGIES INC. AND ITS SUBSIDIARIES.

NO	REVISION	DATE	BY	SCALE
C	6591, Bus Bar to Flag 32766	2/27/2024	DSW	FRACTIONAL
B	2235, Mounting Change	06/03/03	DSW	ANGULAR
NO	REVISION	DATE	BY	SCALE

TOLERANCES (EXCEPT AS NOTED)		DRAWN BY		DATE	
DECIMAL	.XX ± .25 .XXX ± .10	DATE	03/16/98	SCALE	1/2.5
FRACTIONAL	± 1/32	DATE	03/16/98	SCALE	1/2.5
ANGULAR	± 1°	DATE	03/16/98	SCALE	1/2.5

TCI W132N10611 (Rev 13 Feb)
Germantown, WI 53022
© 2024 TCI, LLC

An **Allied Motion** Company

KLR (L Frame)
Reactor Drawing
KLR-29DG

SHT 1 OF 1