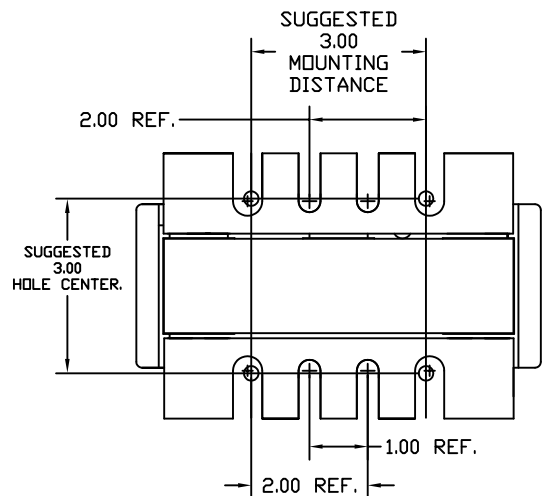
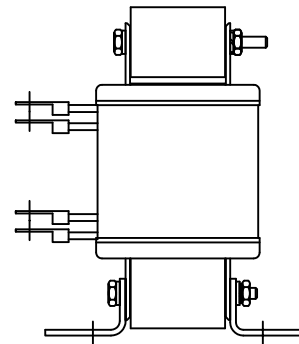
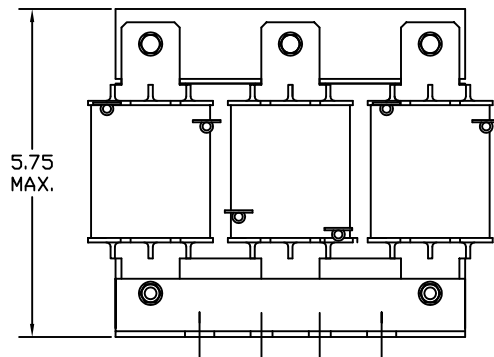
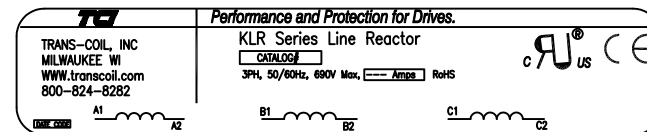


690V	NEC MOTOR HP	CATALOG NO	__AMPS(A)	APPROX WT-LBS	WATTS LOSS	RING TERMINAL HOLE SIZE.
5% Z	15	KLR18ERLV	18	17	73	.25



				TOLERANCES (EXCEPT AS NOTED)		7878 N. 86th STREET MILWAUKEE, WI 53224	
				DECIMAL			
				.XX ± .03		KLR SERIES 3 PH REACTOR 690V (FRAME E) W/RL'S	
				.XXX ± .01			
				FRACTIONAL ± 1/32			
				ANGULAR ± 1/2°		DRN BY DSW DATE 02/08/07 DWG NO. C KLR18ERLV DG SCALE TO FIT APPRVL SHT. 1 OF 1	
NO	REVISION	DATE	BY				