

4

3

2

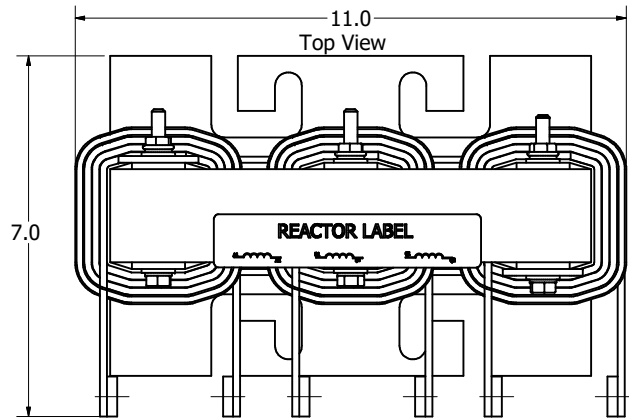
1

480 Rated Voltage, 600 Max Voltage, Output

| Part Number | Horsepower (HP) | Maximum Amps (A) | ---uH+/-10% | Weight (LBS) | Losses (W) | Terminal Hole Size (Inches) |
|-------------|-----------------|------------------|-------------|--------------|------------|-----------------------------|
| KLR130DCB | 125 | 130 | 203 | 35 | 242 | 0.28 |

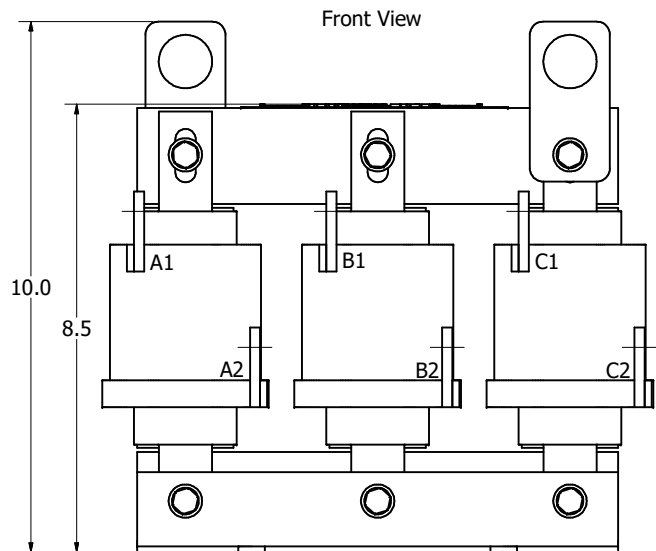
D

D



C

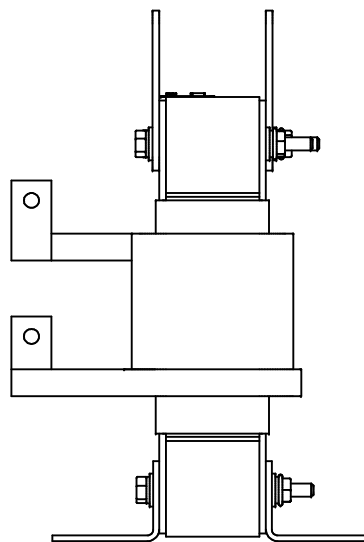
C



B

B

Markings on coil for reference only.

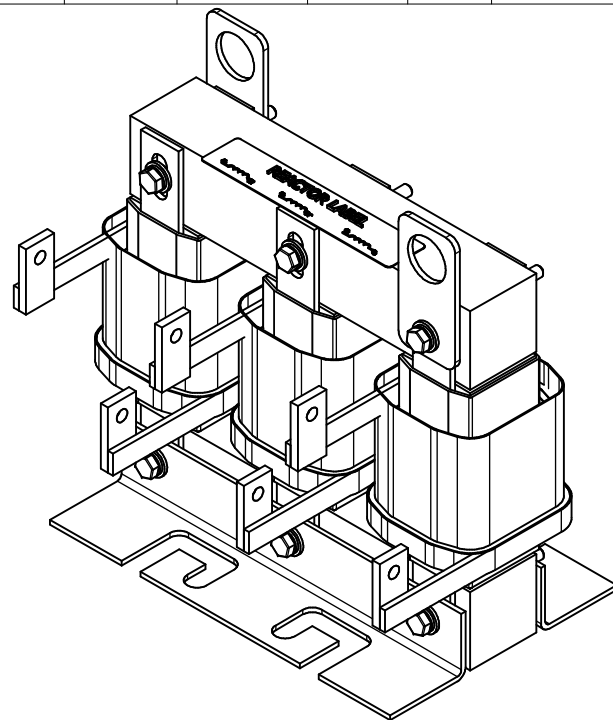
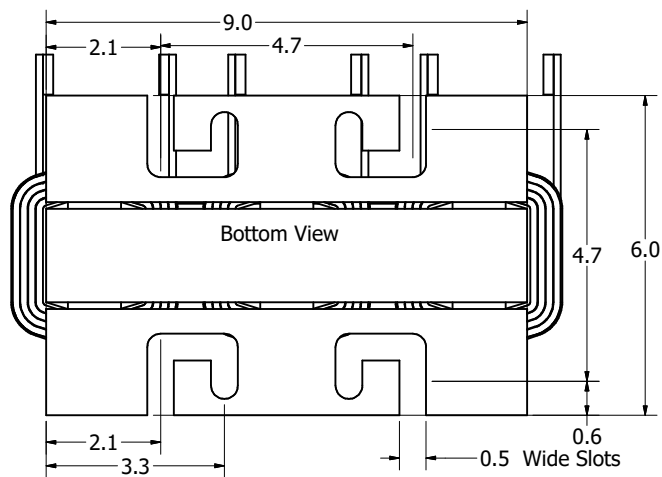


B

B

A

A



Material(s) Shall be RoHS Compliant

THE INFORMATION AND DESIGNS CONTAINED IN THIS DRAWING ARE CONFIDENTIAL AND THE PROPRIETARY PROPERTY OF ALLIED MOTION TECHNOLOGIES INC. AND ITS SUBSIDIARIES. NEITHER THIS DESIGN NOR ANY INFORMATION CONTAINED IN THIS DRAWING MAY BE REPRODUCED OR DISCLOSED TO OTHERS WITHOUT THE EXPRESS WRITTEN CONSENT OF ALLIED MOTION TECHNOLOGIES INC. AND ITS SUBSIDIARIES.

| NO | REVISION | DATE | BY |
|----|-----------------|----------|-----|
| A | 6561 Was KLR-25 | 3/6/2024 | DSW |

TOLERANCES (EXCEPT AS NOTED)
 DECIMAL
 .XX ± .25
 .XXX ± .10
 FRACTIONAL
 ± 1/32
 ANGULAR
 ± 1°

TCI W132N10611 (Rev 13 Feb 2024)
 Germantown, WI 53022
 © 2024 TCI, LLC

An Allied Motion Company

KLR130DCB
 480V, 125HP, 3 Phase, UL Recognized

DESIGN BY: DSW DATE: 3/6/2024
 SCALE: 1:1.8 DRAWN BY: CS

KLR25-IDG
 SHEET 1 OF 1