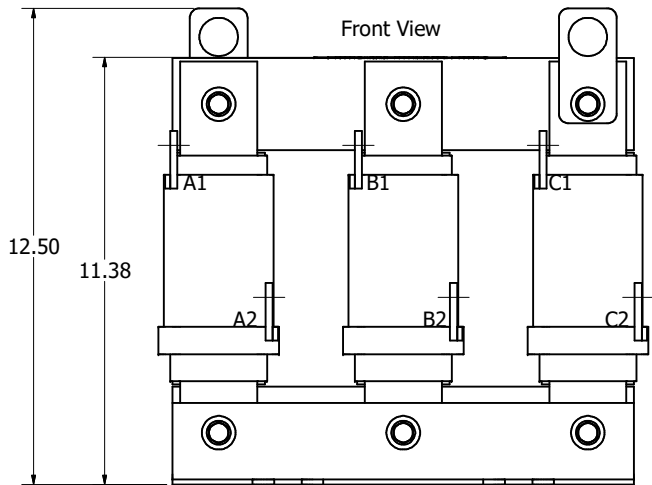
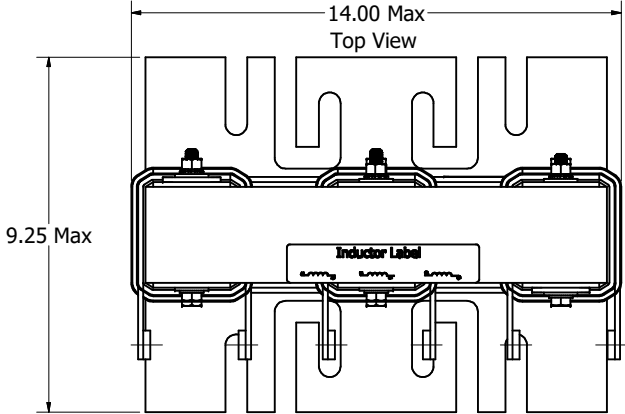
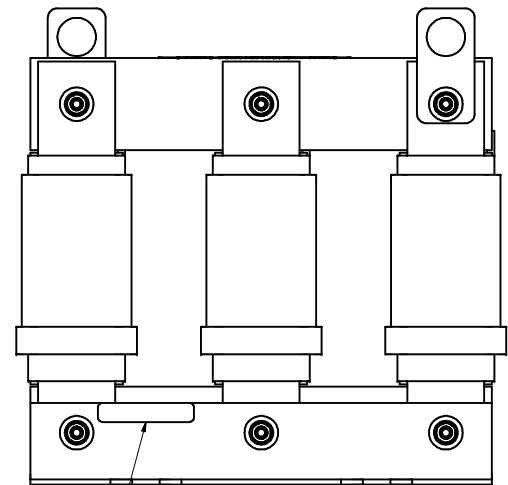
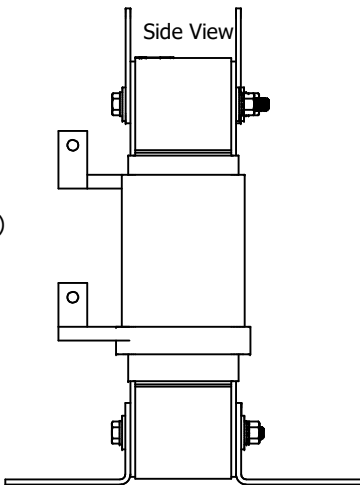


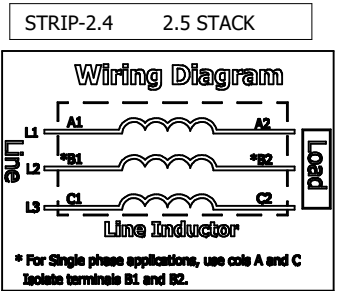
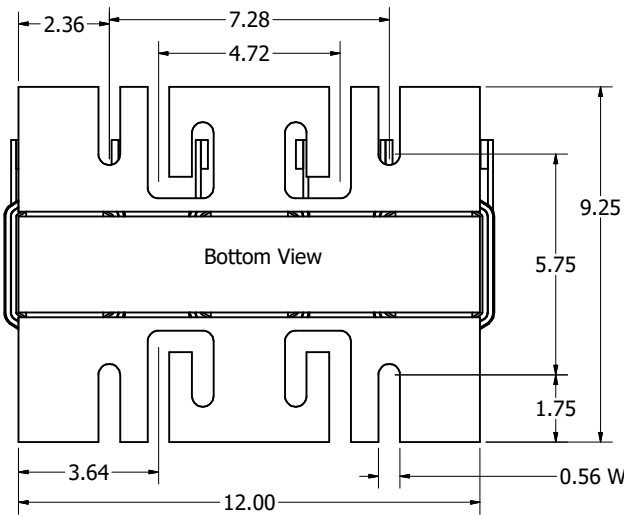
Part Number	Horsepower (HP)	Amps (A)	--uH +/-10%	Losses (W)	Weight (LBS)	Terminal Hole Size (Inches)	Available Lug Kit
KLR130CCB	100	130	283	239	75	0.28	SLK10



(Customer Connections)  
Markings On Coils  
For Reference Only.



Cell Label



Customer Is Responsible For Installation  
To Meet All National And Local Electrical Codes.

Material(s) Shall be RoHS Compliant

DIMENSIONS IN INCHES (EXCEPT AS NOTED) TOLERANCES (EXCEPT AS NOTED) DECIMAL .XX ± .25 .XXX ± .10 FRACTIONAL ± 1/32 ANGULAR ± 1°		THE INFORMATION AND DESIGNS CONTAINED IN THIS DRAWING ARE CONFIDENTIAL AND THE PROPRIETARY PROPERTY OF ALLIENT INC. AND ITS SUBSIDIARIES. NEITHER THIS DESIGN NOR ANY INFORMATION CONTAINED IN THIS DRAWING MAY BE REPRODUCED OR DISCLOSED TO OTHERS WITHOUT THE EXPRESS WRITTEN CONSENT OF ALLIENT INC. AND ITS SUBSIDIARIES.		DESIGNED BY BW DATE 03/16/98		W132N10611 Grant Drive Germantown, WI 53022 © 2025 Allient Inc.	
E 6692		Core from M50 to M6		5/2/25		DSW	
NO ECO		REVISION		DATE		BY	
				SCALE 1:2.5		DIN. NO. KLR-91-3DG	
						SIZE C	
						SHT. 1 OF 1	