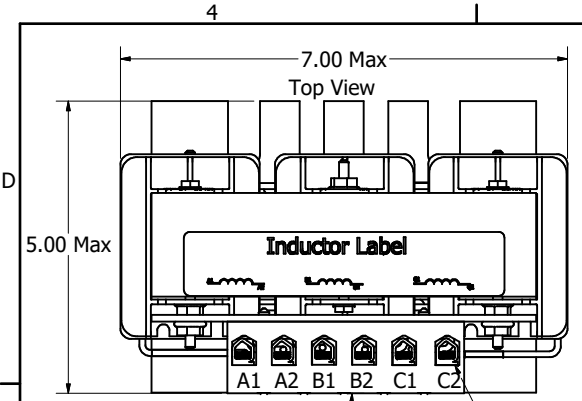
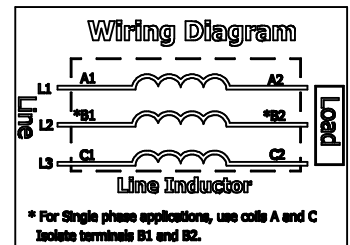
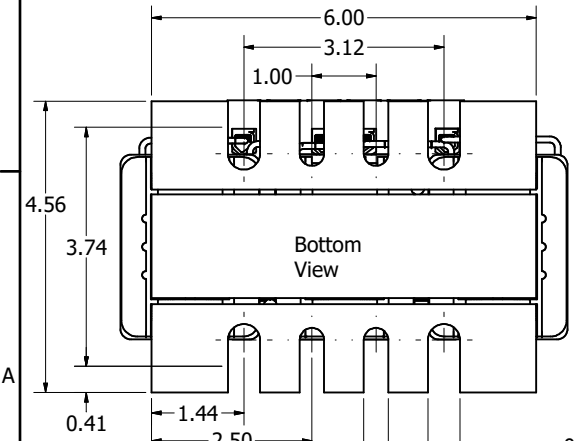
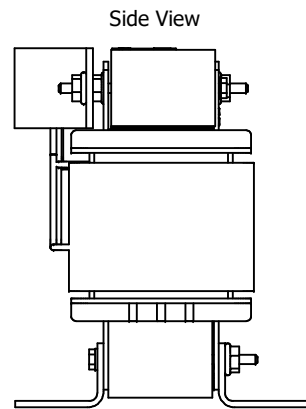
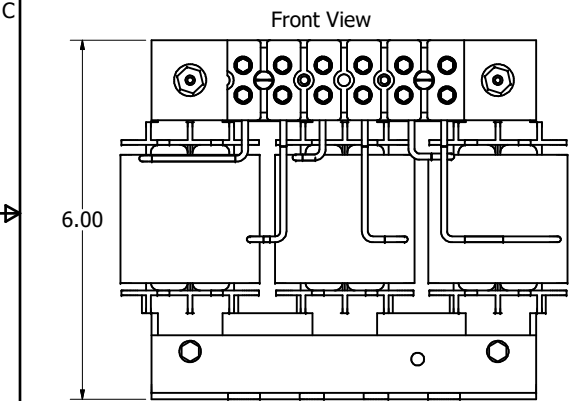
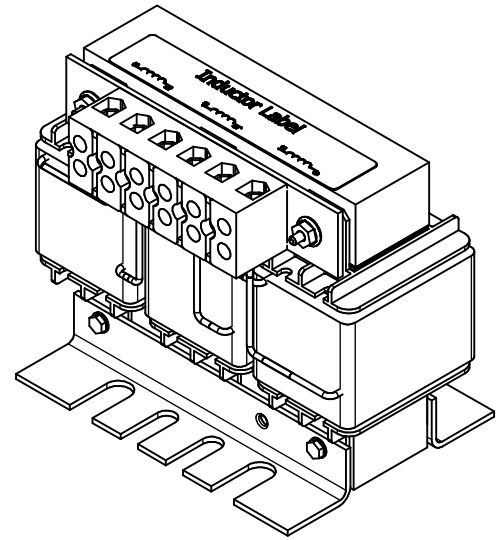


480 Rated Voltage, 600 Max Voltage				
Part Number	Horsepower (HP)	Amps (A)	Inductance (mH) +/-10%	Weight (LBS)
KLR35ATB	25	35	0.630	17
KLR45ATB	30	45	0.490	17



(Customer Connections) Markings On Terminal Block For Reference Only.

Wire Range: 4-18 AWG.
Torque : 20 IN-LBS (2.3 Nm)



Customer Is Responsible For Installation
To Meet All National And Local Electrical Codes.
Material(s) Shall be RoHS Compliant

DIMENSIONS IN INCHES (EXCEPT AS NOTED)		TOLERANCES (EXCEPT AS NOTED)		THE INFORMATION AND DESIGN CONTAINED IN THIS DRAWING ARE CONFIDENTIAL AND THE PROPRIETARY PROPERTY OF ALLIANT INC. AND ITS SUBSIDIARIES. NEITHER THIS DESIGN NOR ANY INFORMATION CONTAINED IN THIS DRAWING MAY BE REPRODUCED OR DISCLOSED TO OTHERS WITHOUT THE EXPRESS WRITTEN CONSENT OF ALLIANT INC. AND ITS SUBSIDIARIES.		DESIGNED BY DSW	DATE 12/18/25		W132N10611 Grant Drive Germantown, WI 53022 © 2025 Alliant Inc.
XX ± .03		.XXX ± .010		FRAC TIONAL ± 1/32		ANGULAR ± 1°			
P	7321	KLR-6 to KLR-6-2, Match Revs		12/18/25	DSW	SCALE 1:1.5	REV. NO. 1	KLR-6-2DG	
NO	ECO	REVISION		DATE	BY	SIZE		SHT. 1 OF 1	