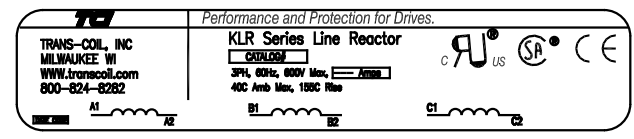
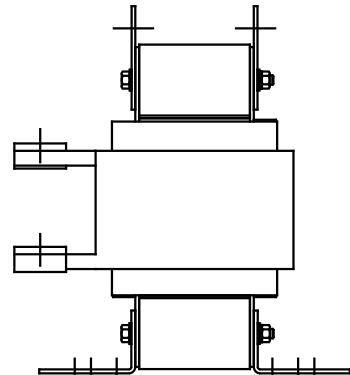
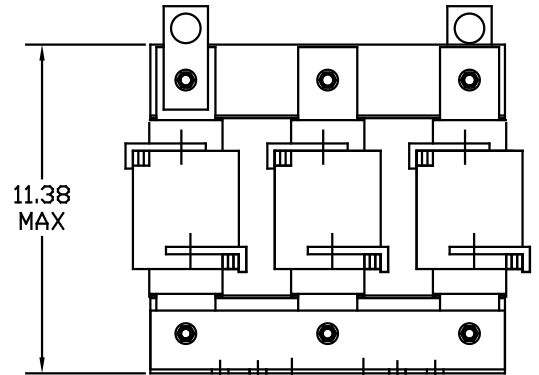
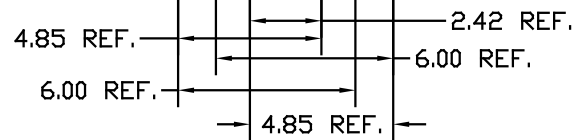
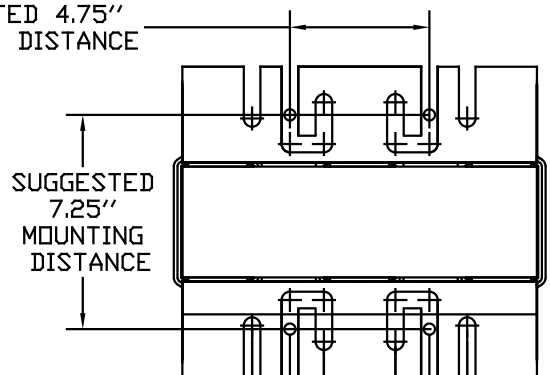


CATALOG NO	VOLTS(V.)	__mH±10%	__AMPS(A)	APPROX WT-LBS
KLR420CCB	24.00	.088	420	170
KLR420ECB	28.75	.105	420	170
KLR480CCB	24.00	.077	480	175
KLR480ECB	28.75	.092	480	175
KLR600ACB	14.40	.037	600	150
KLR600DCB	17.25	.044	600	150

.53 DIA HOLE  
(6 PLACES)



SUGGESTED 4.75\"/>



				TOLERANCES EXCEPT AS NOTED:		7878 N. 86th STREET MILWAUKEE, WI 53224	
				DECIMAL		SINE-GUARD REACTOR	
				XX ±.03		KLR CB'S (FRAME S)	
				.XXX±.01			
				FRACTIONAL ± 1/32			
2235, MOUNTING CHG				06/06/03	DSW	DATE	01/24/02
NO REVISION				DATE	BY	SCALE	TO FIT
				ANGULAR ± 1/2°		KLR-53DG	
						SHT. 1 OF 1	