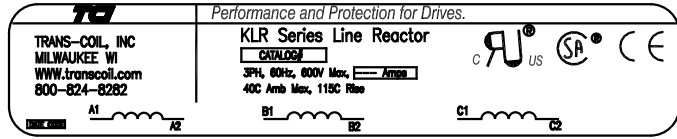
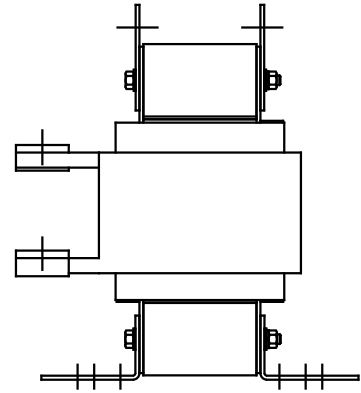
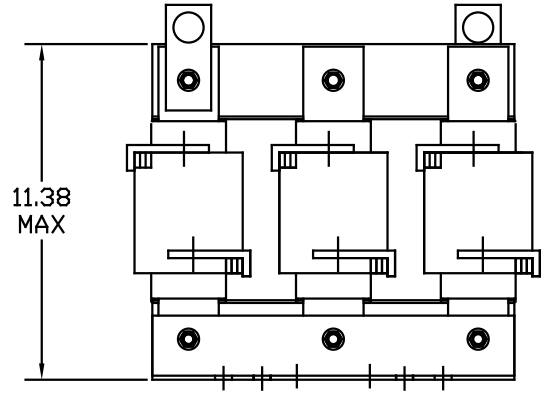


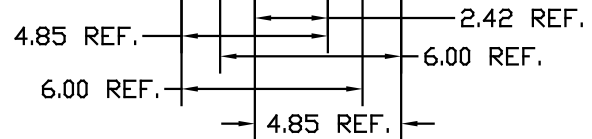
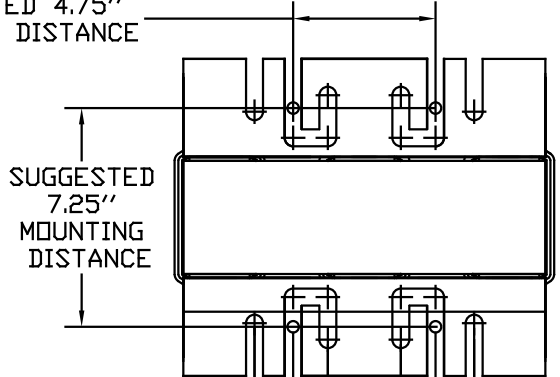
CATALOG NO	VOLTS(V.)	__mH±10%	__AMPS(A)	APPROX WT-LBS
KLR300ECB	28.75	.147	300	156
KLR360ECB	28.75	.122	360	160



.56 DIA HOLE.
(6 PLACES)



SUGGESTED 4.75"
MOUNTING DISTANCE



			TOLERANCES EXCEPT AS NOTED:	7878 N. 86th STREET MILWAUKEE, WI 53224
			DECIMAL .XX ±.03 .XXX ±.01 FRACTIONAL ± 1/32 ANGULAR ± 1/2°	
2235, MOUNTING CHG	06/03/03	DSW		SINIGUARD REACTOR KLR CB'S (FRAME S)
NO	REVISION	DATE	BY	DWG. NO. KLR-33DG DATE 04/02/98 SCALE TO FIT SHEET 1 OF 1