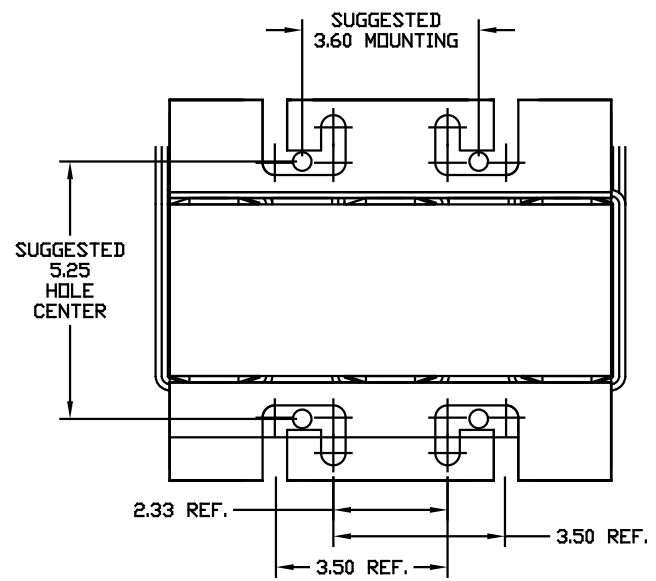
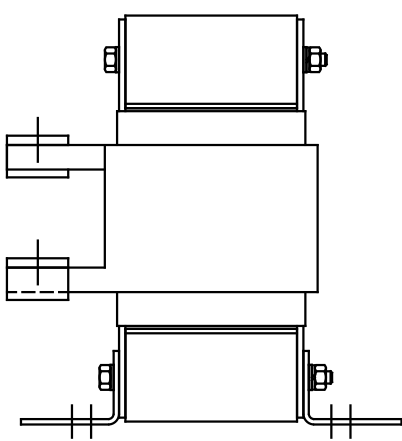
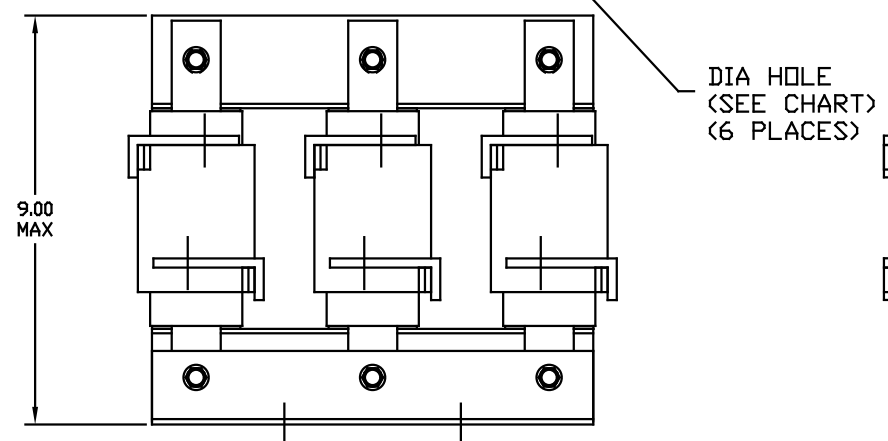


CATALOG NO	VOLTS(V.)	__mH-±10%	__AMPS(A)	APPROX WT-LBS	TERMINAL-HOLE DIA
KLR300BCB	7.20	.037	300	54	.44 DIA HOLE
KLR300FCB	8.62	.044	300	54	.44 DIA HOLE
KLR360BCB	7.20	.031	360	65	.50 DIA HOLE
KLR360FCB	8.62	.037	360	65	.50 DIA HOLE

**TCI**  
 TRANS-COIL, INC  
 MILWAUKEE WI  
 WWW.transcoil.com  
 800-824-8282

*Performance and Protection for Drives.*  
**KLR Series Line Reactor**  
 CATALOG# \_\_\_\_\_  
 3PH, 60Hz, 600V Max, \_\_\_\_\_ Amps  
 40C Amb Max, 115C Rise



		TOLERANCES EXCEPT AS NOTED:		7878 N. 86th STREET MILWAUKEE, WI 53224	
		DECIMAL			
		.XX ± .03		<b>SINE-GUARD REACTOR</b> <b>KLR CB'S (FRAME J)</b>	
		.XXX ± .010			
		FRACTIONAL ± 1/16		DRG BY BW DATE 03/09/98 DWG. NO. KLR-26DG	
2235, MOUNTING CHG. 06/03/03 DSW		ANGLE ± 1/2°		SCALE 1/2"=1"	
NO REVISION		DATE BY		C KLR-26DG SHT. 1 OF 1	