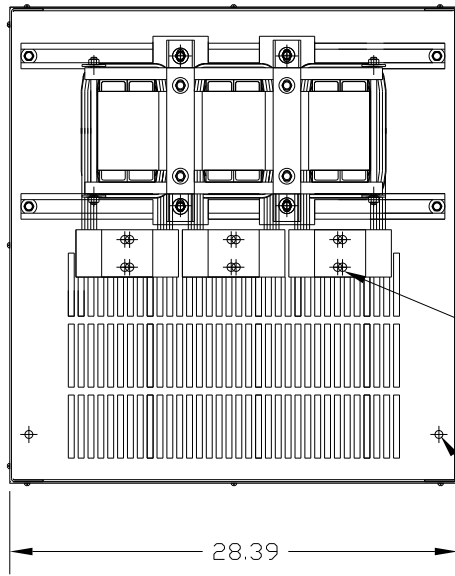
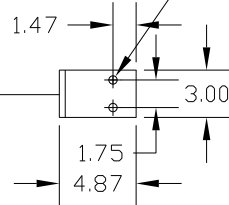


CATALOG NO	VOLTAGE	NEC MOTOR HP	NEC MOTOR CURRENT	WATTS LOSS	APPROX. WEIGHT-LBS
KDRY42HC7	575/600	1500	1440	2985	635

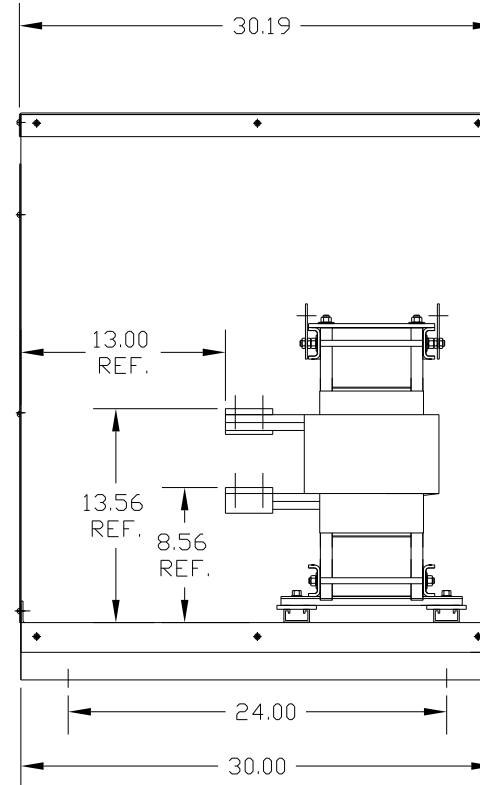
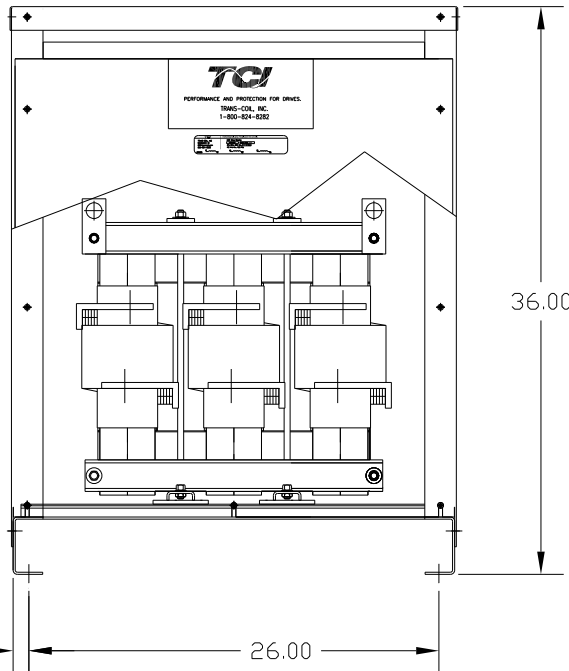
NEC MOTOR CURRENT(S) SHOWN ARE BASED ON HORSEPOWER(S) AT 575 VOLTS.



.53 DIA HOLES
2 PLACES PER
TERMINAL.



.50 DIA MOUNTING
HOLES 4 PLACES.



CUSTOMER IS RESPONSIBLE FOR INSTALLATION
TO MEET ALL NATIONAL AND LOCAL ELECTRICAL CODES.

TOLERANCES (EXCEPT AS NOTED)				TCI 7878 N. 86th STREET MILWAUKEE, WI 53224	
DECIMAL				KDR DRIVE REACTOR, ENCLOSED 600V HIGH Z, FRAME Y	
.XX ± .03					
.XXX ± .01					
FRACTIONAL ± 1/32					
ANGULAR ± 1/2°				DRN BY: DSW	DATE: 02/15/12
NO	REVISION	DATE	BY	SCALE: TO FIT	APRVD: B
				DWG NO: KDRY42HC7DG	SHT. 1 OF 1