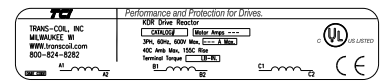
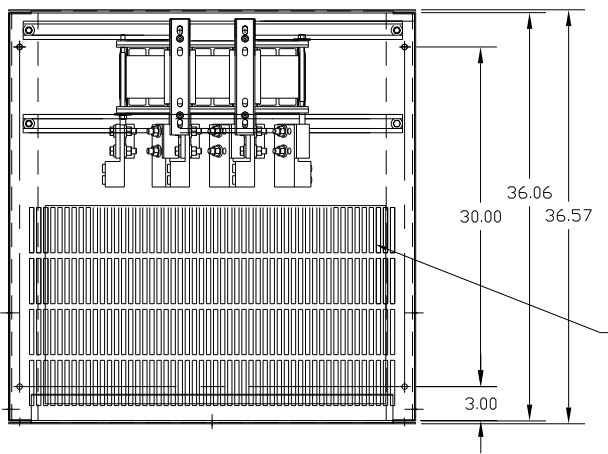



CATALOG NO	VOLTAGE	NEC MOTOR HP	NEC MOTOR CURRENT	WATTS LOSS	APPROX. WEIGHT-LBS	TORQUE (LB-IN)
KDRULX2HE01	480	800	960	1661	715	375



LABEL PLACED ON INSIDE WALL OF CABINET.



LABEL PLACED ON FRONT OF CABINET.

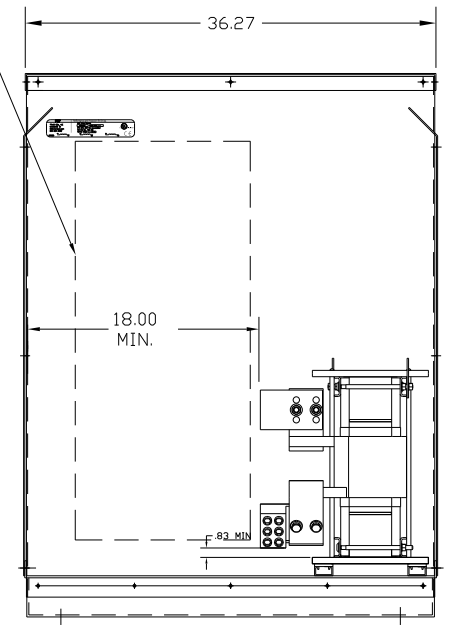

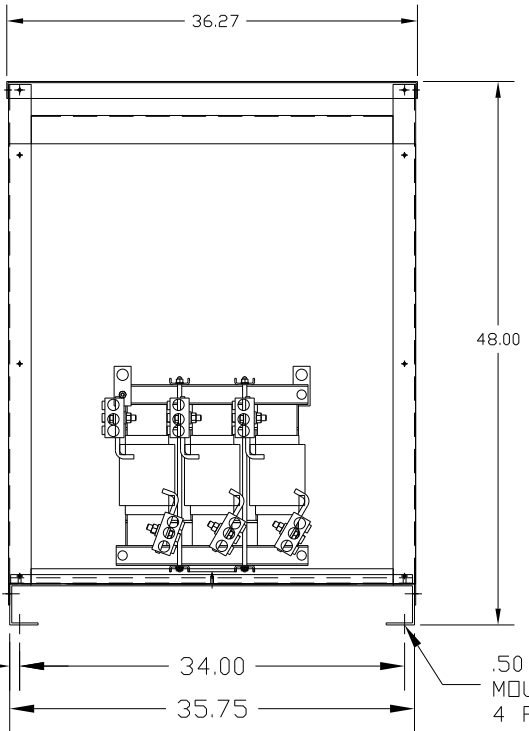
NOTE 1: WATTS LOSS WILL VARY DUE TO FUNDAMENTAL FREQUENCY, CARRIER FREQUENCY AND OTHER SYSTEM CHARACTERISTICS.
KDR DRIVE REACTORS COMPLY WITH THE THERMAL AND ALTITUDE STANDARDS SET FORTH BY NEMA ST20-1992..

LUG WIRE RANGE THREE 600MCM-2, AL. OR CU. FOR REACTOR.
TIGHTENING TORQUE. 375 LB-IN

VENDOR LILLY POWDER COATINGS, INC.
PRODUCT CODE 312E
COLOR PEBBLE GRAY
POWDER TYPE POLYESTER POLYURETHANE

PAINT SUITABLE FOR OUTDOOR APPLICATION PER UL TYPE 3R AND APPLIED PER A UL ACCEPTED DTV2 COATING PROGRAM.

RECOMMENDED CONDUIT ENTRANCE AREA - LEFT FRONT SIDE, BOTTOM FRONT. RIGHT FRONT SIDE AND TOP.



CUSTOMER IS RESPONSIBLE FOR INSTALLATION TO MEET ALL LOCAL AND NATIONAL CODES

				TOLERANCES (EXCEPT AS NOTED): DECIMAL .XX ± .03 .XXX ± .01 FRACTIONAL ± 1/32 ANGULAR ± 1/2°		7878 N. 86th STREET MILWAUKEE, WI 53224	
				KDR DRIVE REACTOR 480V, ENCLOSED, TYPE 1		DRN. BY DSW DATE 6/21/04 DWG. NO. BKDRULX2HE01DG SCALE APRVD. SHT. 1 OF 1	
NO	REVISION	DATE	BY				