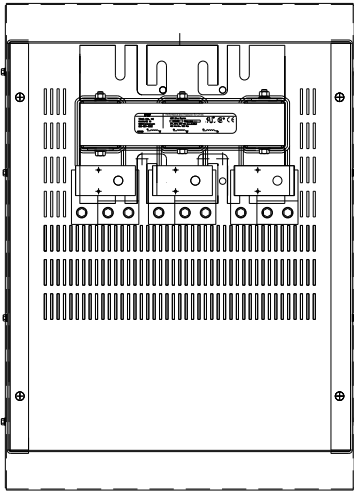
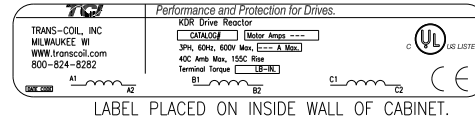


CATALOG NO	VOLTAGE	NEC MOTOR HP	NEC MOTOR CURRENT	WATTS LOSS	APPROX. WEIGHT-LBS	TORQUE (LB-IN)
KDRULL31PE3R	575	400	382	SEE NOTE: 1	165	SEE BELOW

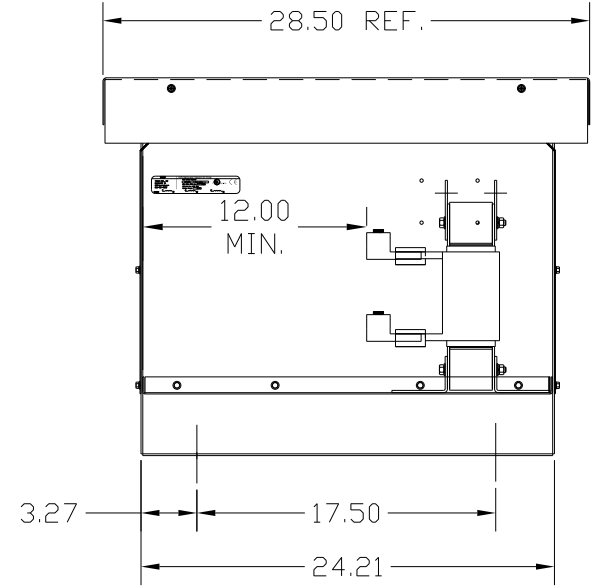
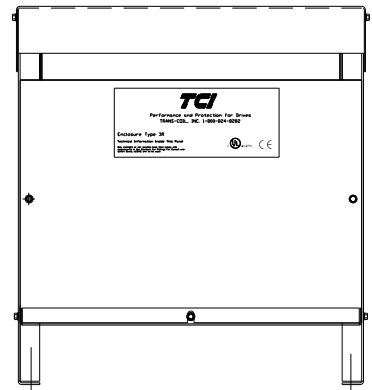
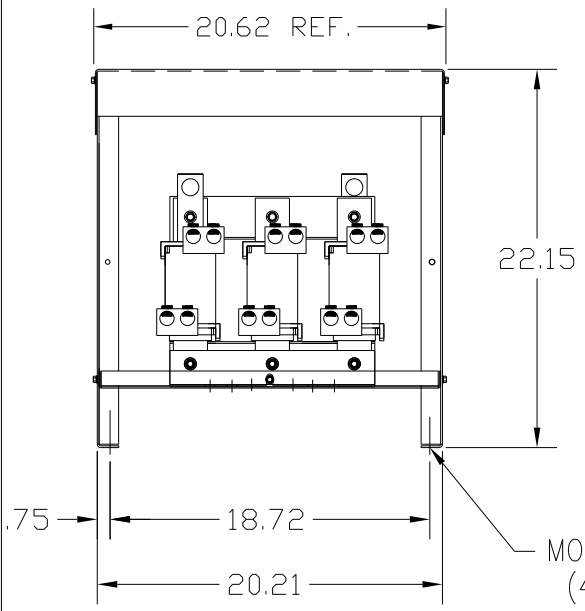


LUG WIRE RANGE TWO 350MCM-4, AL. OR CU. FOR REACTOR.
TIGHTENING TORQUE. 275 LB-IN

NOTE 1: WATTS LOSS WILL VARY DUE TO FUNDAMENTAL FREQUENCY, CARRIER FREQUENCY AND OTHER SYSTEM CHARACTERISTICS.
KDR DRIVE REACTORS COMPLY WITH THE THERMAL AND ALTITUDE STANDARDS SET FORTH BY NEMA ST20-1992..



NEC MOTOR CURRENTS SHOWN IN THE 208/240 VOLT CHART ARE BASED ON HORSEPOWER AT 208 VOLT. 575/600 VOLT CHART USE THE 575 VOLT CURRENT RATING.



NOTE: USE ONLY HUBS OR FITTINGS THAT COMPLY WITH UL514B FOR TYPE 3R ENCLOSURES.

CUSTOMER IS RESPONSIBLE FOR INSTALLATION TO MEET ALL NATIONAL AND LOCAL ELECTRICAL CODES.

FINISH:
VENDOR - LILLY POWDER COATINGS, INC.
PRODUCT CODE - 312E
COLOR - PEBBLE GRAY
POWDER TYPE - POLYESTER-POLYURETHANE
PAINT SUITABLE FOR OUTDOOR APPLICATION PER UL TYPE 3R AND APPLIED PER A UL ACCEPTED DTVV2 COATING PROGRAM.

NO	REVISION	DATE	BY	TOLERANCES (EXCEPT AS NOTED)	ANGULAR	SCALE	APPRV	DATE	DWG NO
				DECIMAL	± 1/2°			9/20/04	KDRULL31PE3RDG
				.XX ± .03					
				.XXX ± .01					
				FRACTIONAL					
				± 1/32					

7878 N. 86th STREET
MILWAUKEE, WI 53224

KDR OUTPUT REACTOR
575V, ENCLOSED, TYPE 3R

DRN BY DSW DATE 9/20/04 Dwg NO KDRULL31PE3RDG
SHT. 1 OF 1