
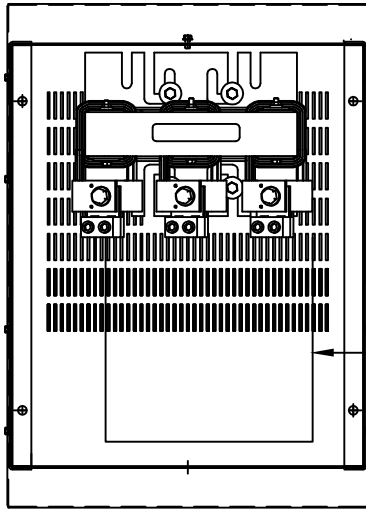


CATALOG NO	VOLTAGE	NEC MOTOR HP	NEC MOTOR CURRENT	WATTS LOSS	APPROX. WEIGHT-LBS	AMPS MAX.
KDRULL1HE3R	480	250	302	548	175	310

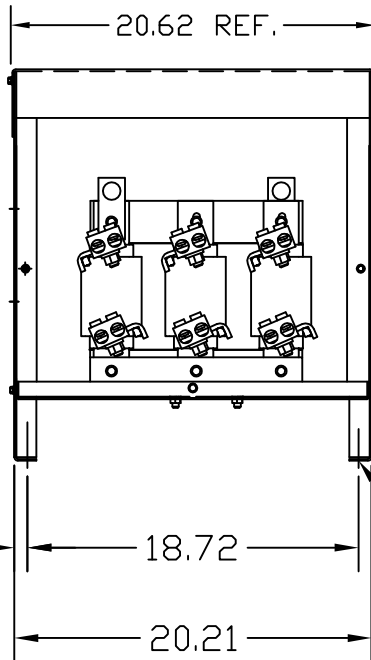
NOTE 1: WATTS LOSS WILL VARY DUE TO FUNDAMENTAL FREQUENCY, CARRIER FREQUENCY AND OTHER SYSTEM CHARACTERISTICS. KDR DRIVE REACTORS COMPLY WITH THE THERMAL AND ALTITUDE STANDARDS SET FORTH BY NEMA ST20-1992..



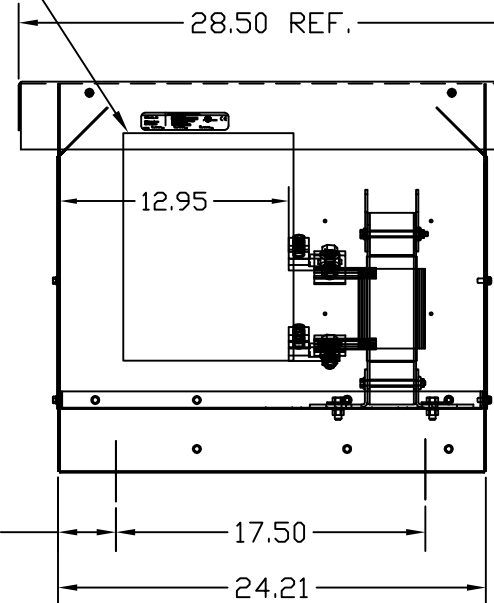
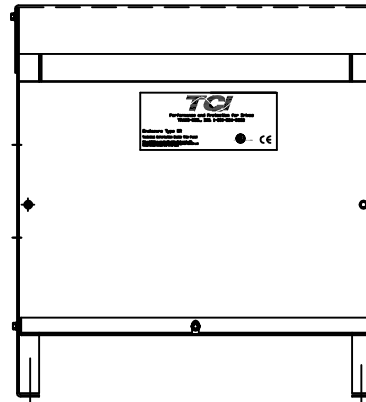
LABEL PLACED ON FRONT OF CABINET.

RECOMMENDED CONDUIT ENTRANCE AREA - LEFT FRONT SIDE, BOTTOM FRONT. RIGHT FRONT SIDE AND TOP.

LUG WIRE RANGE TWO 350MCM-2 AWG, COPPER, TORQUE 375 LB-IN FOR REACTOR. TWO 2AWG-6AWG, COPPER, TORQUE 275 LB-IN



.50 DIA MOUNTING HOLE (4 PLACES)



CUSTOMER IS RESPONSIBLE FOR INSTALLATION TO MEET ALL LOCAL AND NATIONAL CODES

TCL, LLC CLAIMS PROPRIETARY RIGHTS IN THE MATERIAL HEREIN DISCLOSED. IT IS SUPPLIED WITHOUT PREJUDICE TO ANY PATENT RIGHTS OF TCL AND MAY NOT BE REPRODUCED OR USED TO MANUFACTURE ANYTHING SHOWN THEREIN WITHOUT WRITTEN PERMISSION FROM TCL.					TOLERANCES EXCEPT AS NOTED DECIMAL	w132 N10611 Grant Drive Germantown, WI 53022 KDRULL1HE3R 480V, 310A MAX. TYPE 3R DRN BY DSW DATE 9/22/04 DWG NO 105762DG SCALE TO FIT SIZE C
					.XX ±.03	
					.XXX ±.01	
					FRACTIONAL ± 1/32	
	A	3185 PT TERMINAL CHANGE	9/15/14	DSW	ANGULAR ± 1/2°	
	NO	REVISION	DATE	BY		