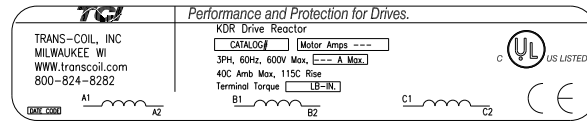
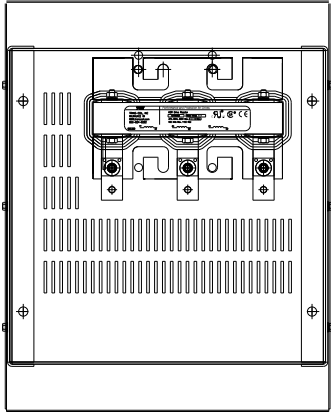


CATALOG NO	VOLTAGE	NEC MOTOR HP	NEC MOTOR CURRENT	WATTS LOSS	APPROX. WEIGHT-LBS	TORQUE (LB-IN)
KDRULH2LE3R	480	125	156	254	78	SEE BELOW

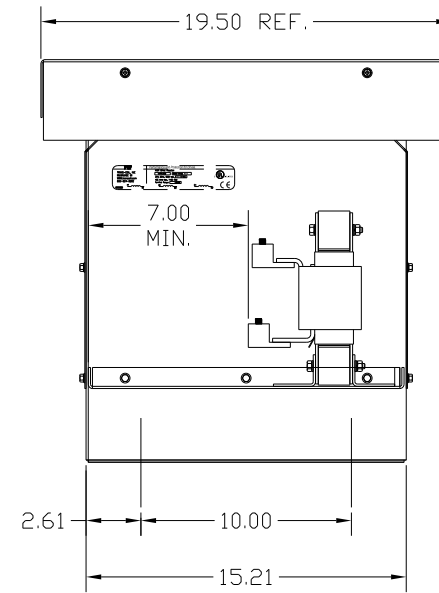
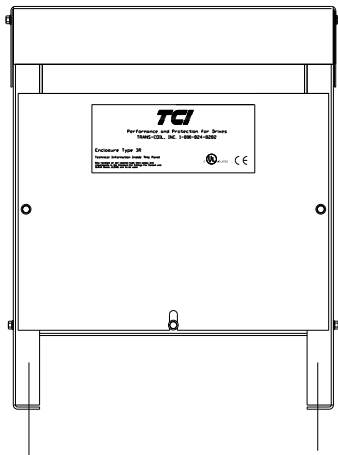
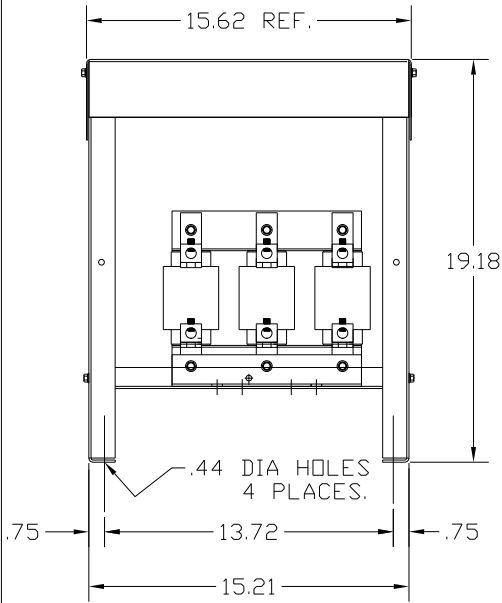
LUG WIRE RANGE 250MCM-6, AL OR CU.
FOR REACTOR.
TIGHTENING TORQUE. 275 LB-IN

NOTE 1: WATTS LOSS WILL VARY DUE TO FUNDAMENTAL FREQUENCY, CARRIER FREQUENCY AND OTHER SYSTEM CHARACTERISTICS.
KDR DRIVE REACTORS COMPLY WITH THE THERMAL AND ALTITUDE STANDARDS SET FORTH BY NEMA ST20-1992..

NEC MOTOR CURRENTS SHOWN IN THE 208/240 VOLT CHART ARE BASED ON HORSEPOWER AT 208 VOLT. 575/600 VOLT CHART USE THE 575 VOLT CURRENT RATING.



LABEL PLACED ON INSIDE WALL OF CABINET.



NOTE: USE ONLY HUBS OR FITTINGS THAT COMPLY WITH UL514B FOR TYPE 3R ENCLOSURES.

CUSTOMER IS RESPONSIBLE FOR INSTALLATION TO MEET ALL NATIONAL AND LOCAL ELECTRICAL CODES.

FINISH:
VENDOR - LILLY POWDER COATINGS, INC.
PRODUCT CODE - 312E
COLOR - PEBBLE GRAY
POWDER TYPE - POLYESTER-POLYURETHANE
PAINT SUITABLE FOR OUTDOOR APPLICATION PER UL TYPE 3R AND APPLIED PER A UL ACCEPTED DTVV2 COATING PROGRAM.

NO	REVISION	DATE	BY	TOLERANCES (EXCEPT AS NOTED)	DECIMAL	FRACTIONAL	ANGULAR
				.XX ±.03		± 1/32	± 1/2°
				.XXX ±.01			

7878 N. 86th STREET
MILWAUKEE, WI 53224

KDR DRIVE REACTOR
480V, ENCLOSED, TYPE 3R

DRN BY DSW DATE 8/19/04
SCALE APRVL

PWG NO
KDRULH2LE3RDG
SHT. 1 OF 1