

CATALOG NO	VOLTAGE	NEC MOTOR HP	NEC MOTOR CURRENT	WATTS LOSS	APPROX. WEIGHT-LBS	TORQUE (LB-IN)
KDRULF26LE3R	208/240	50	143	154	67	SEE BELOW

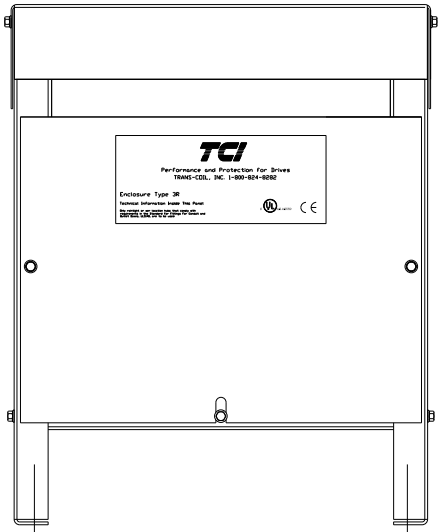
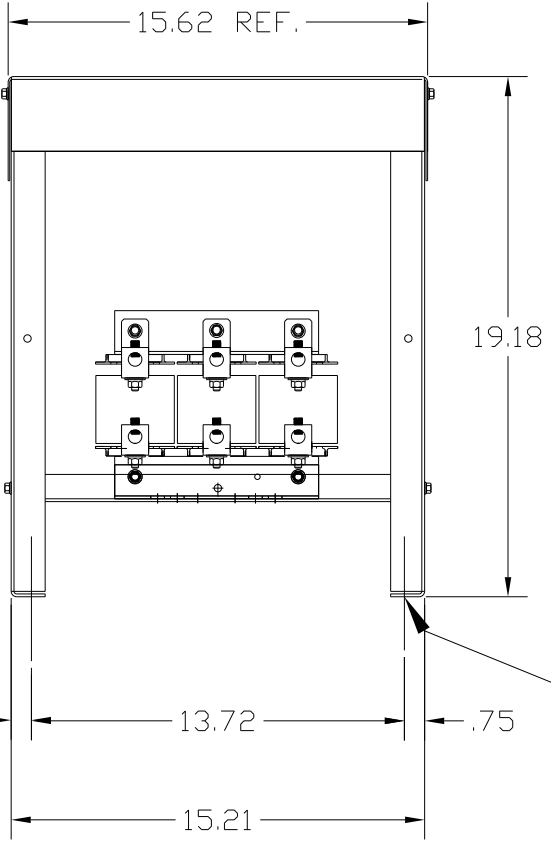
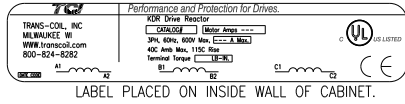
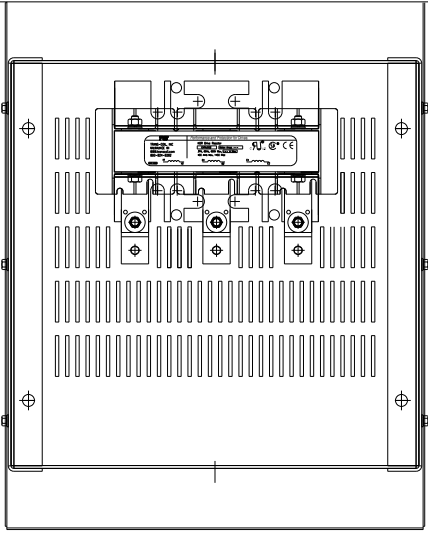
LUG WIRE RANGE 250MCM-6, AL OR CU.
FOR REACTOR.

TIGHTENING TORQUE. 275 LB-IN

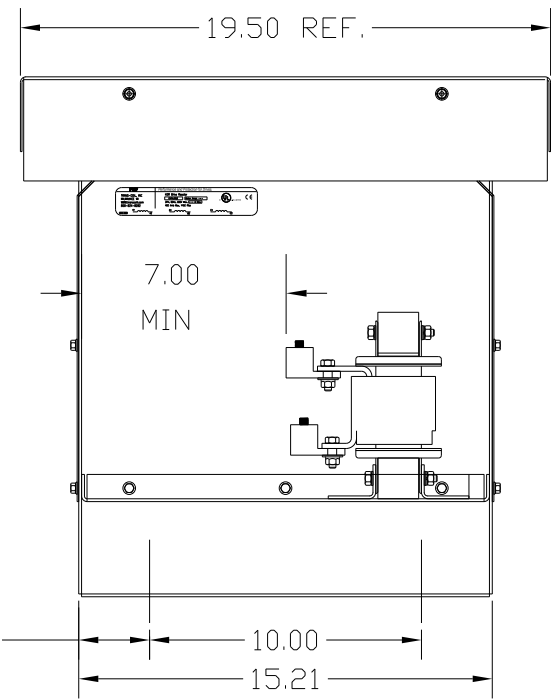
NOTE 1: WATTS LOSS WILL VARY DUE TO FUNDAMENTAL FREQUENCY, CARRIER FREQUENCY AND OTHER SYSTEM CHARACTERISTICS.

KDR DRIVE REACTORS COMPLY WITH THE THERMAL AND ALTITUDE STANDARDS SET FORTH BY NEMA ST20-1992..

NEC MOTOR CURRENTS SHOWN IN THE 208/240 VOLT CHART ARE BASED ON HORSEPOWER AT 208 VOLT. 575/600 VOLT CHART USE THE 575 VOLT CURRENT RATING.



.44 DIA
MOUNTING HOLES
4 PLACES.



CUSTOMER IS RESPONSIBLE FOR INSTALLATION TO MEET ALL NATIONAL AND LOCAL ELECTRICAL CODES.

FINISH:
VENDOR - LILLY POWDER COATINGS, INC.
PRODUCT CODE - 312E
COLOR - PEBBLE GRAY
POWDER TYPE - POLYESTER-POLYURETHANE
PAINT SUITABLE FOR OUTDOOR APPLICATION PER UL TYPE 3R AND APPLIED PER A UL ACCEPTED DTVV2 COATING PROGRAM.

NOTE: USE ONLY HUBS OR FITTINGS THAT COMPLY WITH UL514B FOR TYPE 3R ENCLOSURES.

NO	REVISION	DATE	BY	TOLERANCES (EXCEPT AS NOTED)	DECIMAL	FRACTIONAL	ANGULAR	DRN BY	DATE	DATE	DWG NO
				.XX ±.03		± 1/32	± 1/2°	DSW	9/20/04		KDRULF26LE3RDG
				.XXX ±.01				SCALE	APRVD		SHT. 1 OF 1

7878 N. 86th STREET
MILWAUKEE, WI 53224

KDR DRIVE REACTOR
240V, ENCLOSED, TYPE 3R