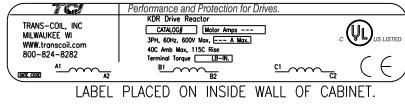
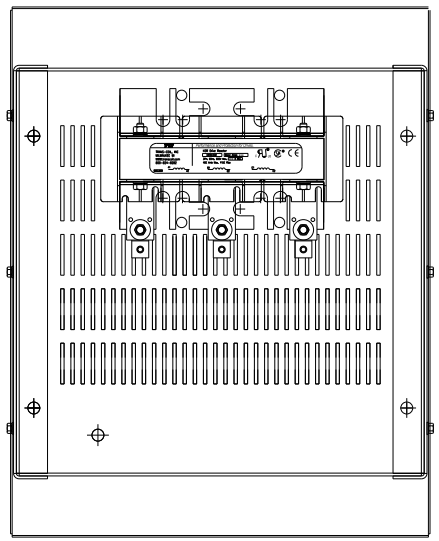


CATALOG NO	VOLTAGE	NEC MOTOR HP	NEC MOTOR CURRENT	WATTS LOSS	APPROX. WEIGHT-LBS	TORQUE (LB-IN)
KDRULF25LE3R	208/240	40	114	149	67	SEE BELOW

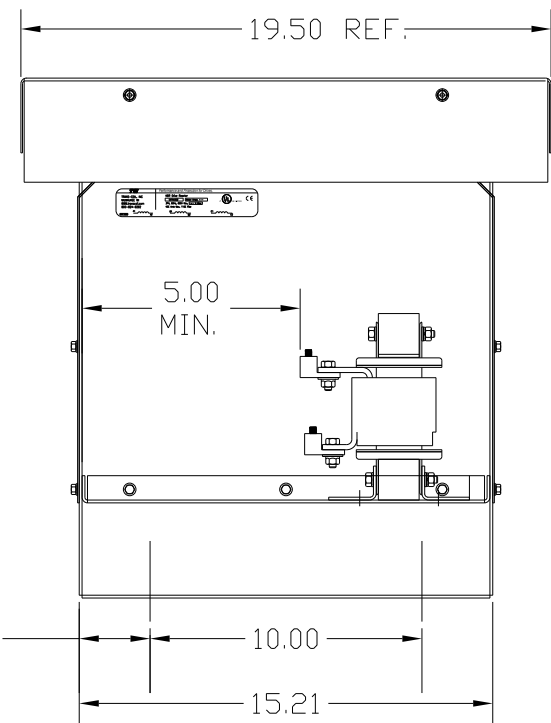

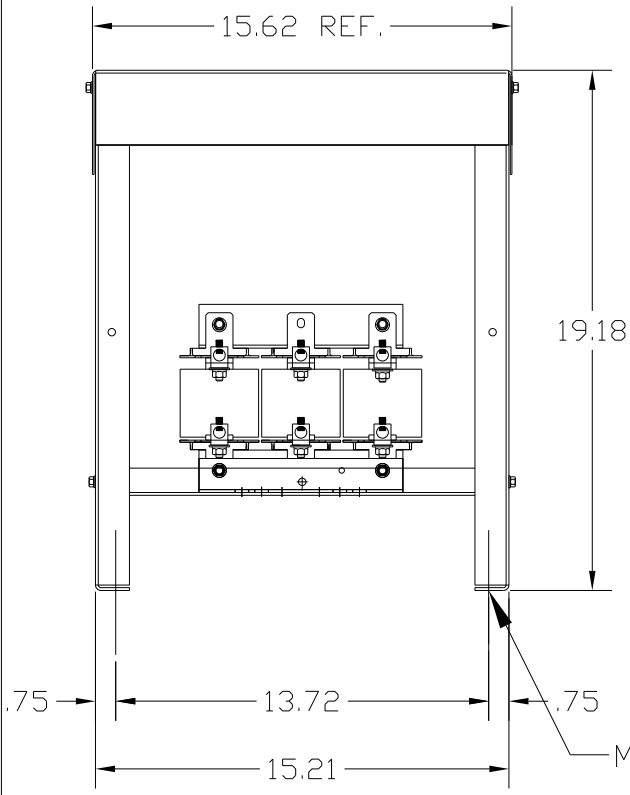
LUG WIRE RANGE 2/0-6, AL OR CU.  
FOR REACTOR.  
TIGHTENING TORQUE. 120 LB-IN

NOTE 1: WATTS LOSS WILL VARY DUE TO FUNDAMENTAL FREQUENCY, CARRIER FREQUENCY AND OTHER SYSTEM CHARACTERISTICS.  
KDR DRIVE REACTORS COMPLY WITH THE THERMAL AND ALTITUDE STANDARDS SET FORTH BY NEMA ST20-1992..

NEC MOTOR CURRENTS SHOWN IN THE 208/240 VOLT CHART ARE BASED ON HORSEPOWER AT 208 VOLT. 575/600 VOLT CHART USE THE 575 VOLT CURRENT RATING.



LABEL PLACED ON INSIDE WALL OF CABINET.



MOUNTING HOLES  
.44 DIA  
4 PLACES.

CUSTOMER IS RESPONSIBLE FOR INSTALLATION TO MEET ALL NATIONAL AND LOCAL ELECTRICAL CODES.

FINISH:  
VENDOR - LILLY POWDER COATINGS, INC.  
PRODUCT CODE - 312E  
COLOR - PEBBLE GRAY  
POWDER TYPE - POLYESTER-POLYURETHANE  
PAINT SUITABLE FOR OUTDOOR APPLICATION PER UL TYPE 3R AND APPLIED PER A UL ACCEPTED DTVV2 COATING PROGRAM.

NOTE: USE ONLY HUBS OR FITTINGS THAT COMPLY WITH UL514B FOR TYPE 3R ENCLOSURES.

NO	REVISION	DATE	BY	TOLERANCES (EXCEPT AS NOTED)	DECIMAL	FRACTIONAL	ANGULAR	DRN BY	DATE	SCALE	DWG. NO.
				.XX ±.03		± 1/32	± 1/2°	DSW	9/20/04		KDRULF25LE3RDG
				.XXX ±.01							SHT. 1 OF 1

**TCI** 7878 N. 86th STREET  
MILWAUKEE, WI 53224

KDR DRIVE REACTOR  
240V, ENCLOSED, TYPE 3R