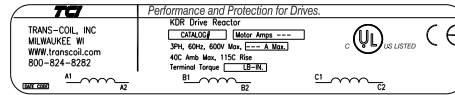
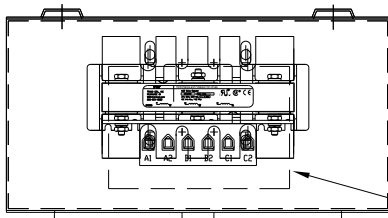
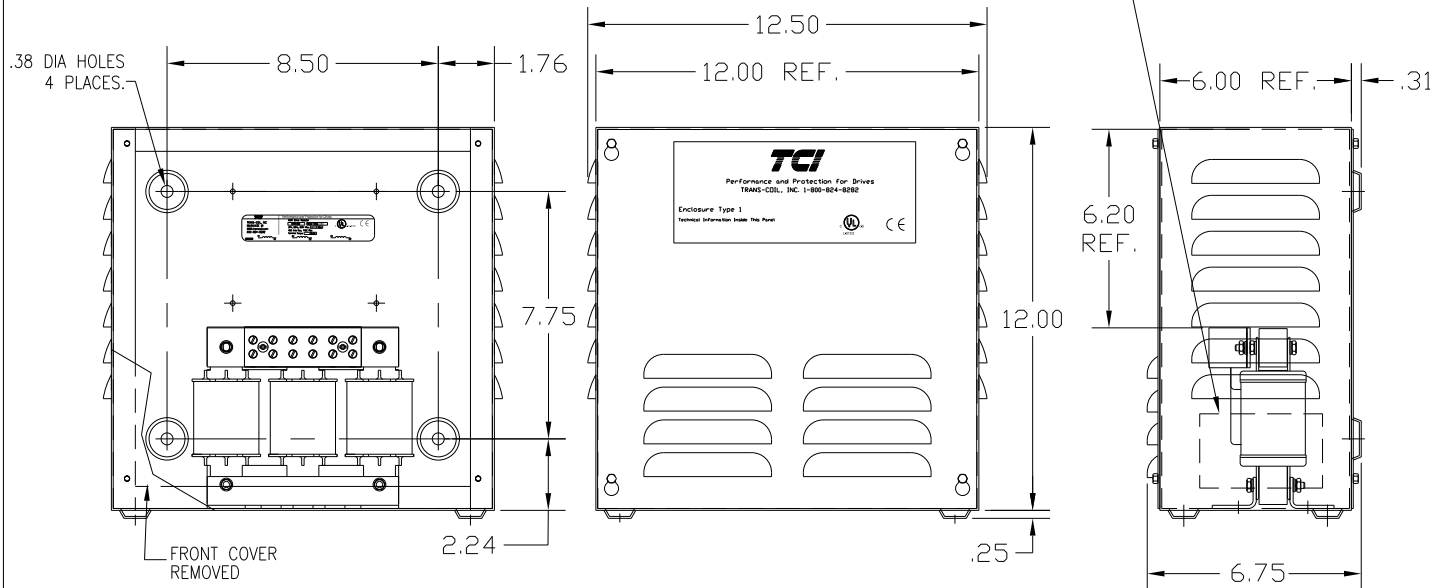


CATALOG NO	VOLTAGE	NEC MOTOR HP	NEC MOTOR CURRENT	WATTS LOSS	APPROX. WEIGHT-LBS	TORQUE (LB-IN)
KDRULD4PE01	480	30	40	SEE NOTE: 1	20.50	20



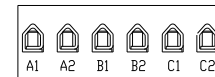
LABEL PLACED ON INSIDE WALL OF CABINET.

RECOMMENDED CONDUIT ENTRANCE AREA - TOP, LOWER LEFT SIDE, AND LOWER RIGHT SIDE.



NOTE 1: WATTS LOSS WILL VARY DUE TO FUNDAMENTAL FREQUENCY, CARRIER FREQUENCY AND OTHER SYSTEM CHARACTERISTICS. KDR DRIVE REACTORS COMPLY WITH THE THERMAL AND ALTITUDE STANDARDS SET FORTH BY NEMA ST20-1992..

NEC MOTOR CURRENTS SHOWN IN THE 208/240 VOLT CHART ARE BASED ON HORSEPOWER AT 208 VOLT. 575/600 VOLT CHART USE THE 575 VOLT CURRENT RATING.

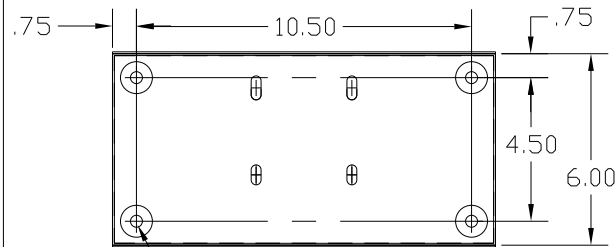


TERMINAL BLK MARKING

BLOCK WIRE RANGE FOR REACTOR AND TIGHTENING TORQUE.	#18-#4 AWG 20 LB-IN
---	------------------------

VENDOR LILLY POWDER COATINGS, INC.  
PRODUCT CODE 312E  
COLOR PEBBLE GRAY  
POWDER TYPE POLYESTER POLYURETHANE

PAINT SUITABLE FOR OUTDOOR APPLICATION PER UL TYPE 3R AND APPLIED PER A UL ACCEPTED DTW2 COATING PROGRAM.



NOTE: A1, A2, B1, B2, C1, C2, TERMINAL BLOCK FOR REFERENCE ONLY.

.38 DIA HOLES 4 PLACES.

CUSTOMER IS RESPONSIBLE FOR INSTALLATION TO MEET ALL LOCAL AND NATIONAL CODES

				TOLERANCES (EXCEPT AS NOTED):		7878 N. 86th STREET MILWAUKEE, WI 53224  <b>KDR OUTPUT REACTOR</b> <b>480V, ENCLOSED, TYPE 1</b>
				DECIMAL		
				.XX ± .03		
				.XXX ± .01		
				FRACTIONAL ± 1/32		
				ANGULAR ± 1/2°		
NO	REVISION	DATE	BY	DRN. BY DSW	DATE 6/21/04	DWG. NO. B KDRULD4PE01DG SHT. 1 OF 1
				SCALE	APRVD.	