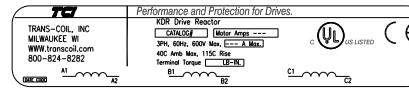
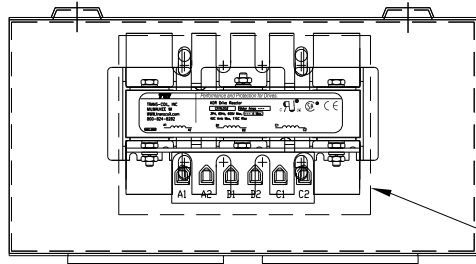


CATALOG NO	VOLTAGE	NEC MOTOR HP	NEC MOTOR CURRENT	WATTS LOSS	APPROX. WEIGHT-LBS	TORQUE (LB-IN)
KDRULC1HE01	480	25	34	112	25.50	20



LABEL PLACED ON INSIDE WALL OF CABINET.

NOTE 1: WATTS LOSS WILL VARY DUE TO FUNDAMENTAL FREQUENCY, CARRIER FREQUENCY AND OTHER SYSTEM CHARACTERISTICS.

KDR DRIVE REACTORS COMPLY WITH THE THERMAL AND ALTITUDE STANDARDS SET FORTH BY NEMA ST20-1992.

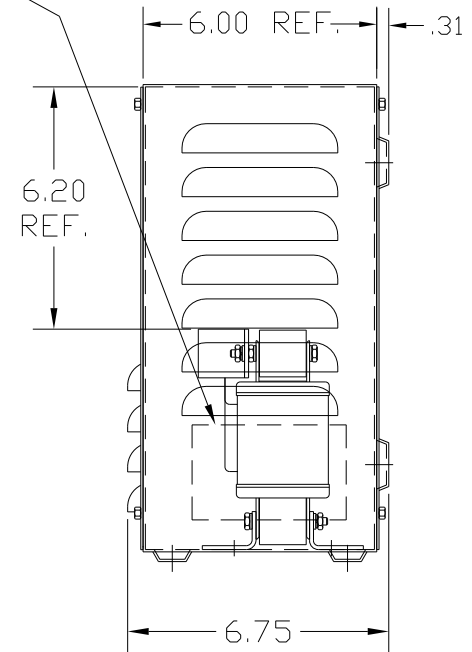
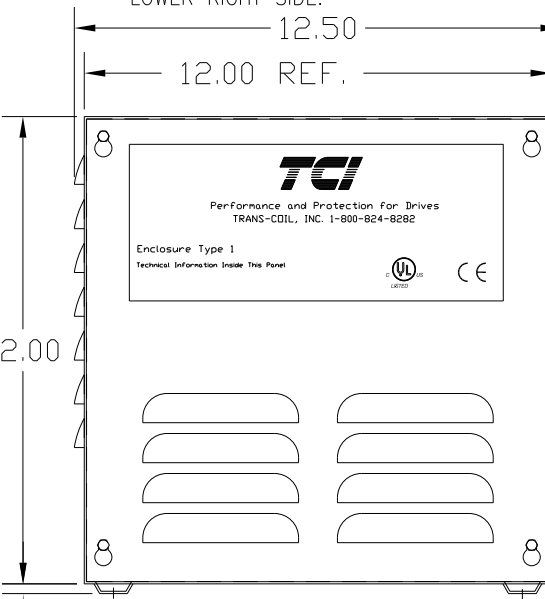
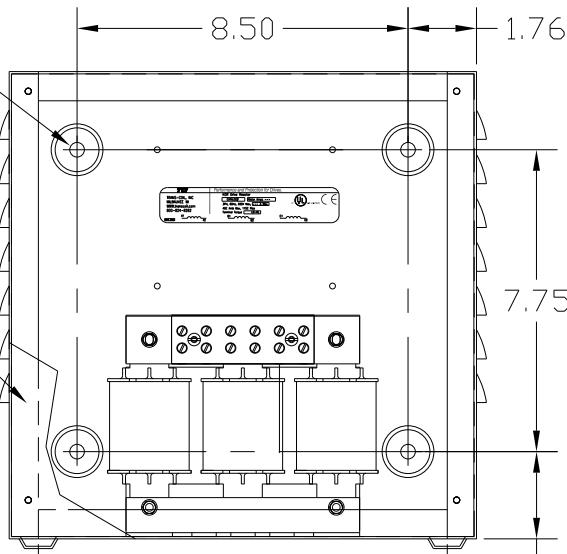
NEC MOTOR CURRENTS SHOWN IN THE 208/240 VOLT CHART ARE BASED ON HORSEPOWER AT 208 VOLT. 575/600 VOLT CHART USE THE 575 VOLT CURRENT RATING.

BLOCK WIRE RANGE FOR REACTOR AND TIGHTENING TORQUE.	#18-#4 AWG 20 LB-IN
---	------------------------

RECOMMENDED CONDUIT ENTRANCE AREA - TOP, LOWER LEFT SIDE, AND LOWER RIGHT SIDE.

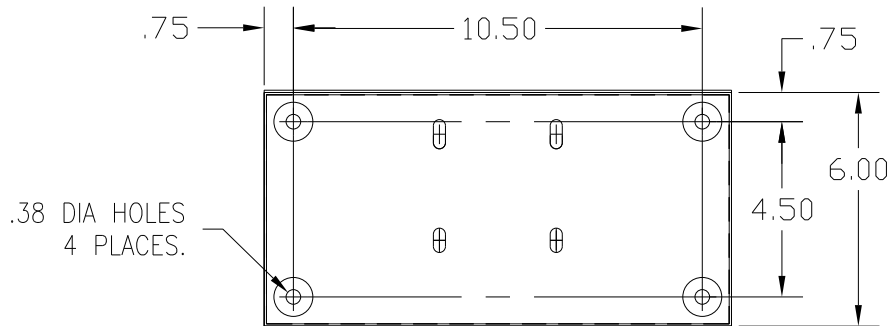
.38 DIA HOLES 4 PLACES.

FRONT COVER REMOVED



VENDOR LILLY POWDER COATINGS, INC.
PRODUCT CODE 312E
COLOR PEBBLE GRAY
POWDER TYPE POLYESTER POLYURETHANE

PAINT SUITABLE FOR OUTDOOR APPLICATION PER UL TYPE 3R AND APPLIED PER A UL ACCEPTED DTW2 COATING PROGRAM.



CUSTOMER IS RESPONSIBLE FOR INSTALLATION TO MEET ALL LOCAL AND NATIONAL CODES

NO	REVISION	DATE	BY

TOLERANCES (EXCEPT AS NOTED):
DECIMAL
.XX ± .03
.XXX ± .01
FRACTIONAL
± 1/32
ANGULAR
± 1/2°

TCI 7878 N. 86th STREET
MILWAUKEE, WI 53224

**KDR DRIVE REACTOR
480V, ENCLOSED, TYPE 1**

DRN. BY DSW DATE 6/21/04 DWG. NO. B KDRULC1HE01DG
SCALE APRVD. SHT. 1 OF 1