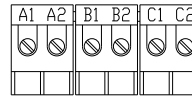


CATALOG NO	VOLTAGE	NEC MOTOR HP	NEC MOTOR CURRENT	WATTS LOSS	APPROX. WEIGHT-LBS	TORQUE (LB-IN)
KDRULA34PE3R	575	7.5	9.0	SEE NOTE: 1	20	10

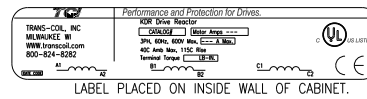


TERMINAL BLK MARKING

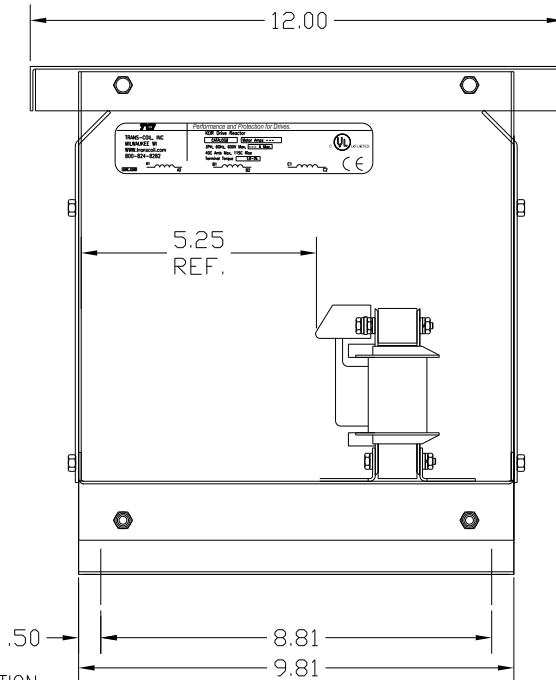
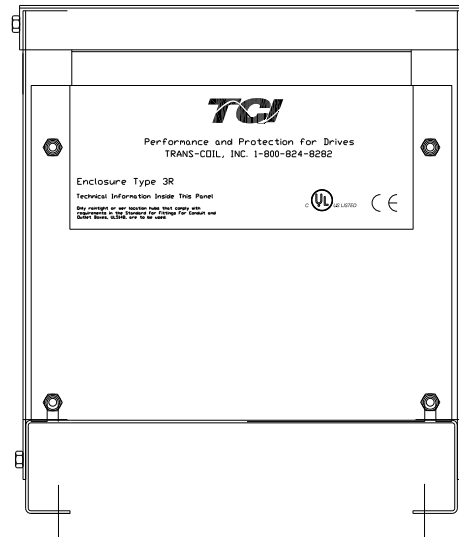
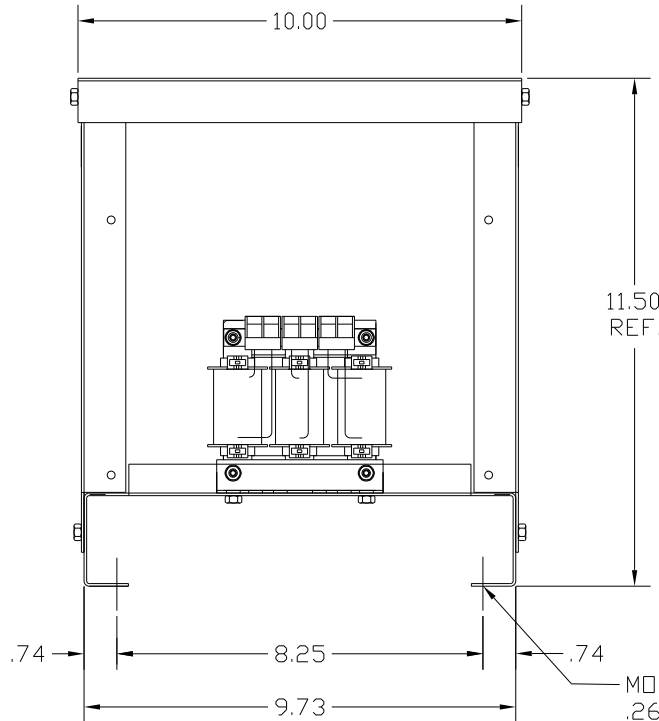
NOTE: A1, A2, B1, B2, C1, C2, MAKING'S ON TERMINAL BLOCK FOR REFERENCE ONLY.

NOTE 1: WATTS LOSS WILL VARY DUE TO FUNDAMENTAL FREQUENCY, CARRIER FREQUENCY AND OTHER SYSTEM CHARACTERISTICS.

KDR DRIVE REACTORS COMPLY WITH THE THERMAL AND ALTITUDE STANDARDS SET FORTH BY NEMA ST20-1992..



NEC MOTOR CURRENTS SHOWN IN THE 208/240 VOLT CHART ARE BASED ON HORSEPOWER AT 208 VOLT. 575/600 VOLT CHART USE THE 575 VOLT CURRENT RATING.



CUSTOMER IS RESPONSIBLE FOR INSTALLATION TO MEET ALL NATIONAL AND LOCAL ELECTRICAL CODES.

NOTE: USE ONLY HUBS OR FITTINGS THAT COMPLY WITH UL514B FOR TYPE 3R ENCLOSURES.

FINISH:
 VENDOR - LILLY POWDER COATINGS, INC.
 PRODUCT CODE - 312E
 COLOR - PEBBLE GRAY
 POWDER TYPE - POLYESTER-POLYURETHANE
 PAINT SUITABLE FOR OUTDOOR APPLICATION PER UL TYPE 3R AND APPLIED PER A UL ACCEPTED DTVV2 COATING PROGRAM.

				TOLERANCES (EXCEPT AS NOTED): DECIMAL		8778 N. 86th STREET MILWAUKEE, WI 53224 KDR OUTPUT REACTOR 575V, ENCLOSED, TYPE 3R
				.XX ± .03		
				.XXX ± .01		
				FRACTIONAL ± 1/32		
				ANGULAR ± 1/2°		
NO	REVISION	DATE	BY	DRN. BY DSW	DATE 9/20/04	DWG. NO. KDRULA34PE3R.DWG SHT. 1 of 1
				SCALE	APRVD.	