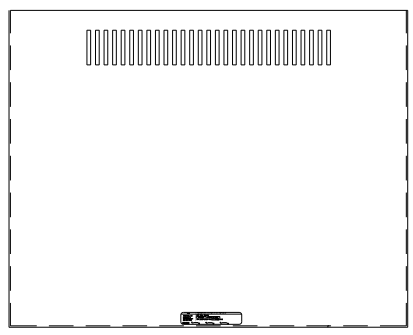
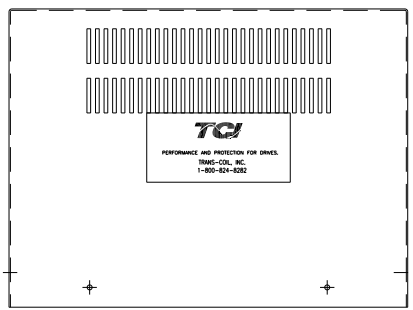


CATALOG NO	VOLTAGE	NEC MOTOR HP	NEC MOTOR CURRENT	WATTS LOSS	APPROX WT-LBS
KDRL45LC5	575/600	500	472	587	160

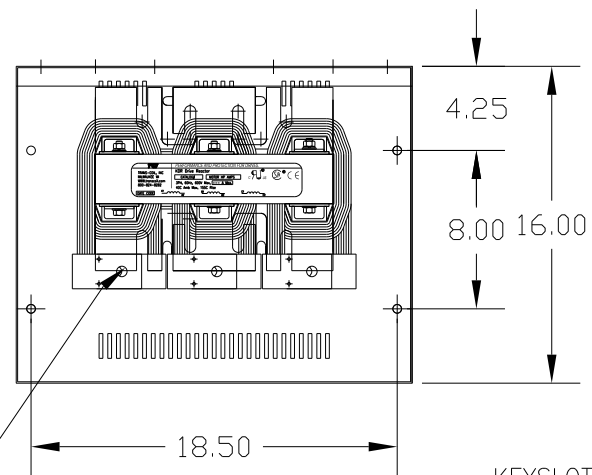
NEC MOTOR CURRENTS SHOWN IN THE 575/600 VOLT CHART ARE BASED ON HORSE POWERS AT 575 VOLT.



.53 DIA HOLE
(6 PLACES).

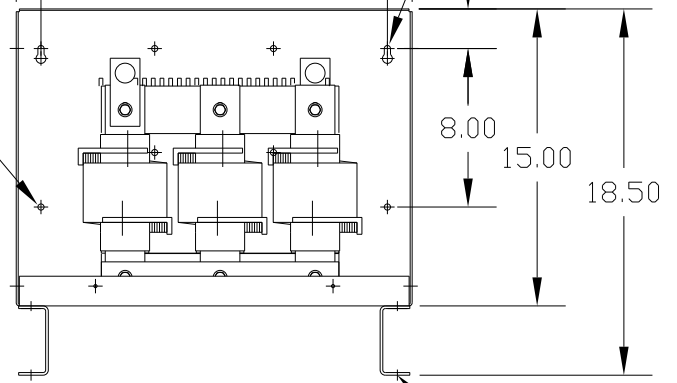


.328 DIA.
2 HOLES



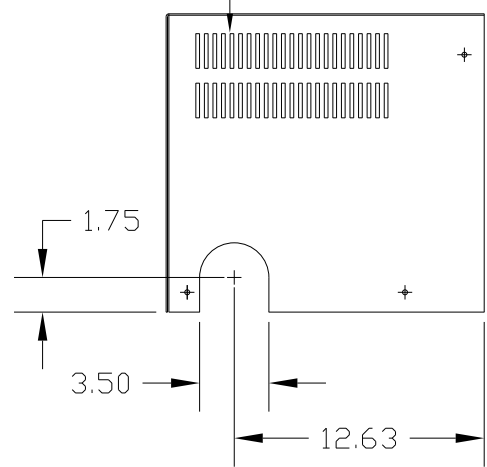
KEYSLOTS FOR
1/4 SCREWS
2 PLACES

18.50
20.00
17.50

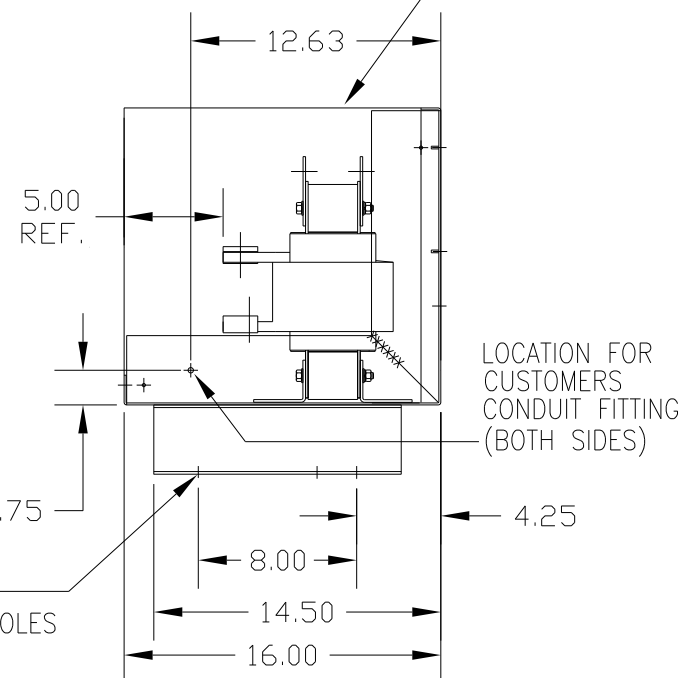


.44 DIA.
4 MTG. HOLES

VENT SLOTS-TYPICAL



COVER IN PLACE



CUSTOMER IS RESPONSIBLE FOR INSTALLATION
TO MEET ALL NATIONAL AND LOCAL ELECTRICAL CODES.

TOLERANCES (EXCEPT AS NOTED)				7878 N. 86th STREET MILWAUKEE, WI 53224	
		DECIMAL		KDR DRIVE REACTOR, ENCLOSED 600V LOW Z, FRAME L	
		.XX ± .03			
		.XXX ± .01			
		FRACTIONAL ± 1/32			
		ANGULAR ± 1/2°		DRN. BY DSW	DATE 02/27/2012
NO	REVISION	DATE	BY	SCALE TO FIT	DWG. NO. B KDRL45LC5DG
				APPRV.	SHT. 1 OF 1