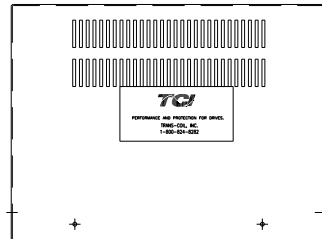

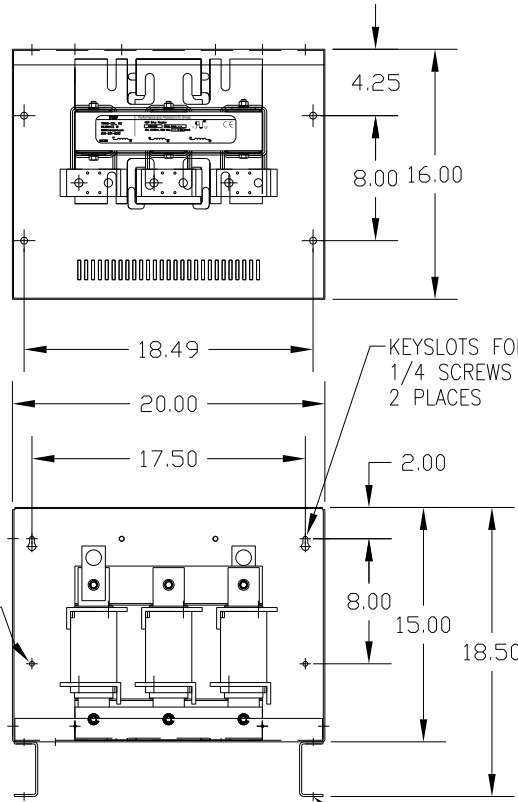


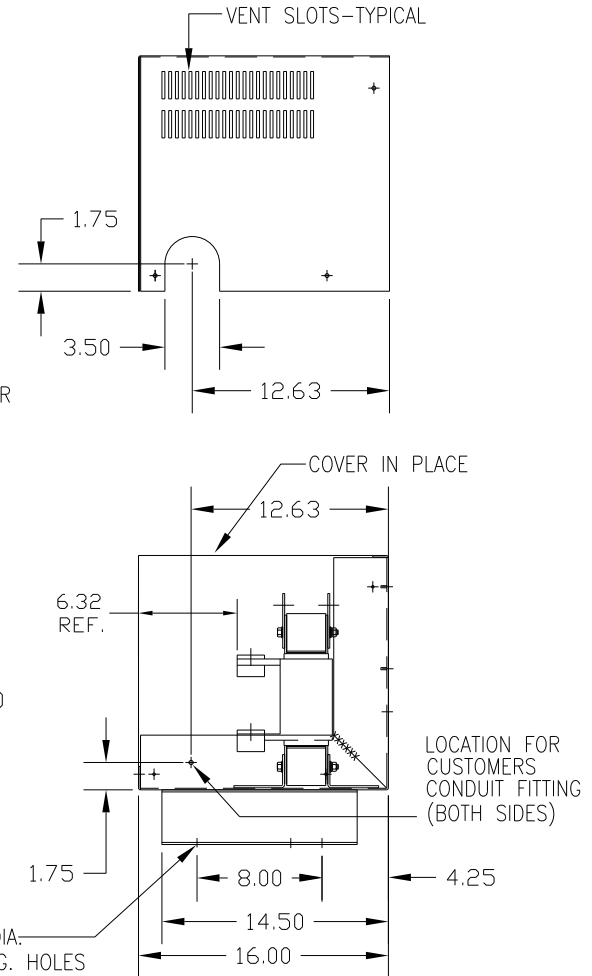
CATALOG NO	VOLTAGE	NEC MOTOR HP	NEC MOTOR CURRENT	APPROX WT-LBS	TERMINAL HOLE SIZE
KDRL35PC5V	690	450	412	135	.53



.328 DIA.
2 HOLES



.44 DIA.
4 MTG. HOLES



CUSTOMER IS RESPONSIBLE FOR INSTALLATION TO MEET ALL NATIONAL AND LOCAL ELECTRICAL CODES.

NO	REVISION	DATE	BY	TOLERANCES (EXCEPT AS NOTED)	SCALE	DATE	APRVD.	DWG. NO.	SHT. 1 OF 1
				DECIMAL .XX ± .03 .XXX ± .01		2/20/12	DSW	B	
				FRACTIONAL ± 1/32					
				ANGULAR ± 1/2°					

TCI 7878 N. 86th STREET
MILWAUKEE, WI 53224

OUTPUT REACTOR, ENCLOSED
690V, FRAME L

DWG. NO. KDRL35PC5VDG