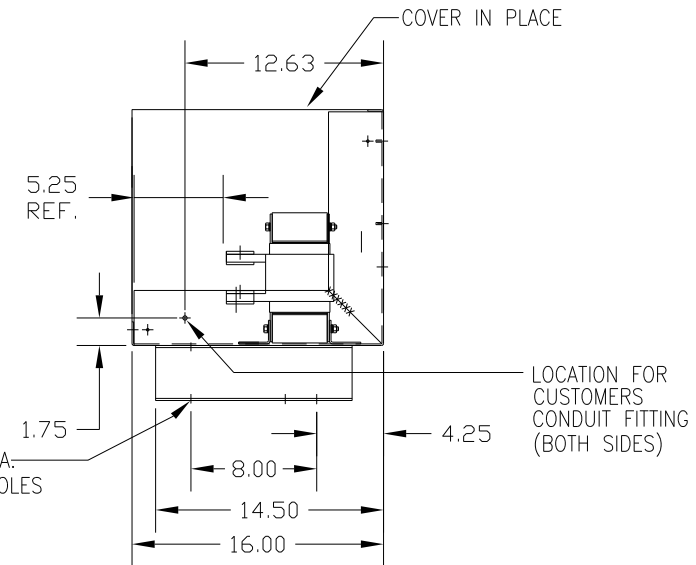
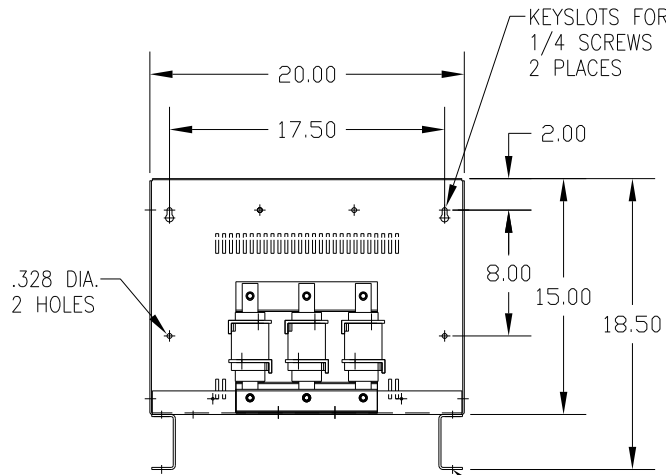
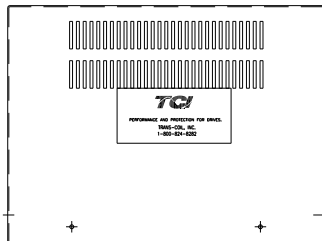
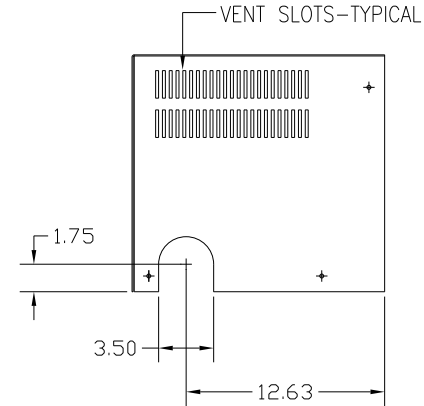
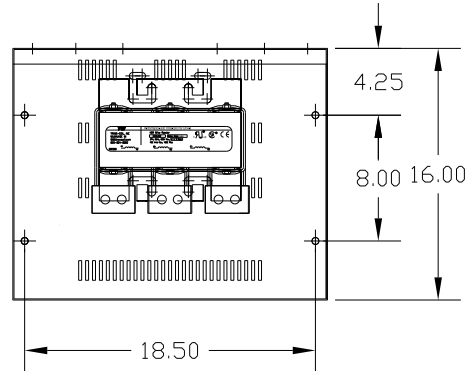
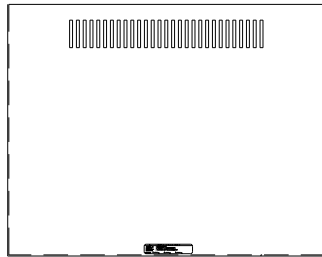


CATALOG NO	VOLTAGE	NEC MOTOR HP	NEC MOTOR CURRENT	WATTS LOSS	APPROX WT-LBS	TERMINAL HOLE SIZE
KDRJ1PC5	480	250	302	NOTE:1	160	.56

NOTE 1: WATTS LOSS WILL VARY DUE TO FUNDAMENTAL FREQUENCY, CARRIER FREQUENCY AND OTHER SYSTEM CHARACTERISTICS.
 KDR DRIVE REACTORS COMPLY WITH THE THERMAL AND ALTITUDE STANDARDS SET FORTH BY NEMA ST20-1992..



CUSTOMER IS RESPONSIBLE FOR INSTALLATION TO MEET ALL NATIONAL AND LOCAL ELECTRICAL CODES.

TOLERANCES (EXCEPT AS NOTED)				TCI 7878 N. 86th STREET MILWAUKEE, WI 53224	
				KDR OUTPUT REACTOR, ENCLOSED 480V, FRAME J	
				DRN BY DSW	DATE 2/14/12
				SCALE	APRVD B
NO	REVISION	DATE	BY	KDRJ1PC5DG SHT. 1 OF 1	