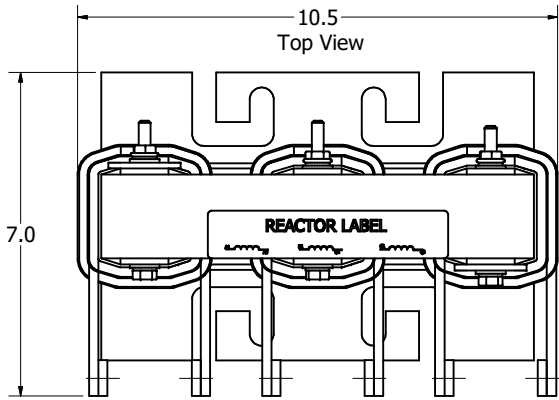
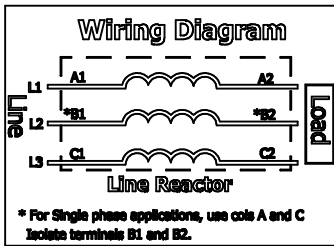
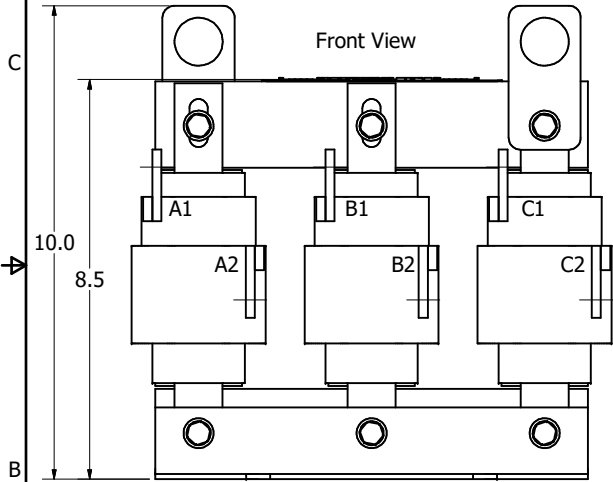
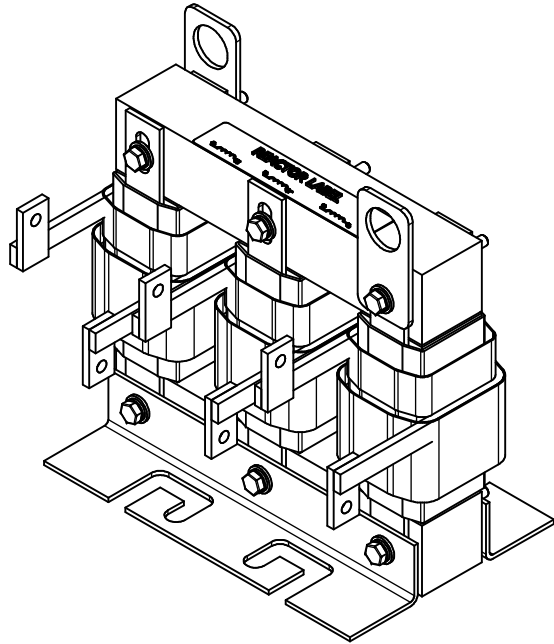
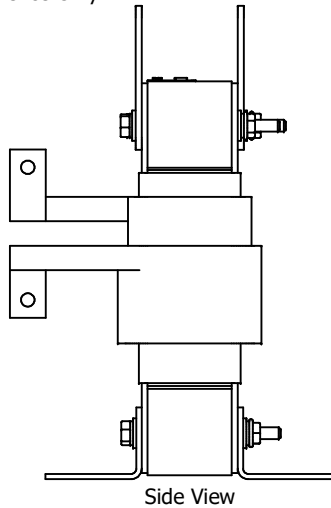


Part Number	Horsepower (HP)	Motor Amps (A)	Maximum Amps (A)	Inductance (uH)	Weight (LBS)	Losses (W)	Available Lug Kit	Terminal Hole Size (Inches)
KDRI31PV	150	144	160	72.3	50	127	SLK21	0.28

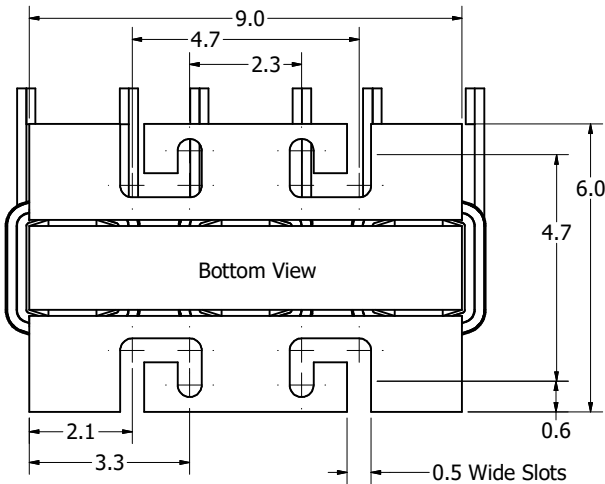


Markings on Coils For Reference Only.



Notes:

1. Material(s) Shall be RoHS Compliant
2. Customer Is Responsible For Installation To Meet All National And Local Electrical Codes.



THE INFORMATION AND DESIGNS CONTAINED IN THIS DRAWING ARE CONFIDENTIAL AND THE PROPRIETARY PROPERTY OF ALLIED MOTION TECHNOLOGIES INC. AND ITS SUBSIDIARIES. NEITHER THIS DESIGN NOR ANY INFORMATION CONTAINED IN THIS DRAWING MAY BE REPRODUCED OR DISCLOSED TO OTHERS WITHOUT THE EXPRESS WRITTEN CONSENT OF ALLIED MOTION TECHNOLOGIES INC. AND ITS SUBSIDIARIES.

NO	REVISION	DATE	BY
A	6561, Termination Change 32766	2/6/2024	DSW

TOLERANCES (EXCEPT AS NOTED)  
 DECIMAL  
 .XX ± .25  
 .XXX ± .10  
 FRACTIONAL  
 ± 1/32  
 ANGULAR  
 ± 1°

**TCI** W132N10611 (Rev 13 Feb 2024)  
 Germantown, WI 53022  
 © 2024 TCI, LLC  
 An Allied Motion Company  
 KDR I Frame, Copper Bus  
 690v, Reactor Drawing  
 DSN BY: DSW DATE: 03/05/07 103107DG  
 SCALE: 1/2 DRAWN BY: CSE  
 SHEET 1 OF 1