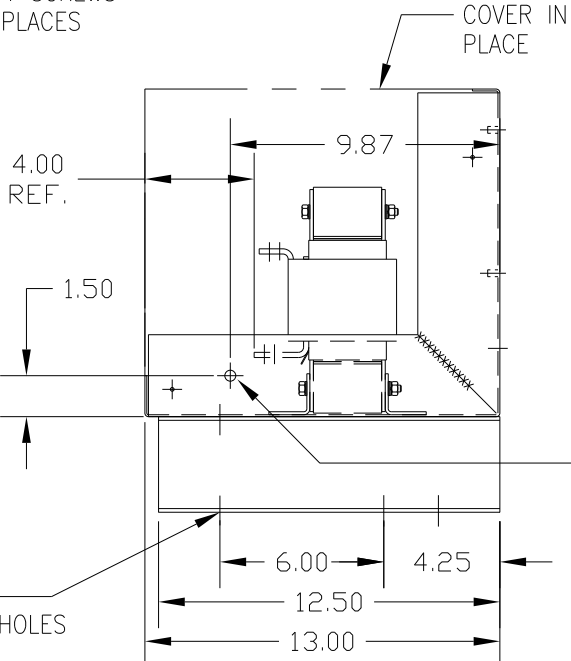
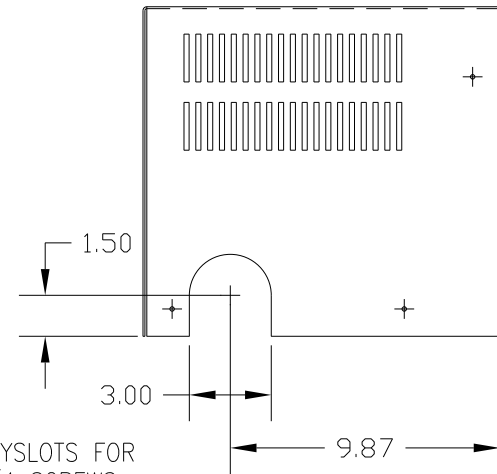
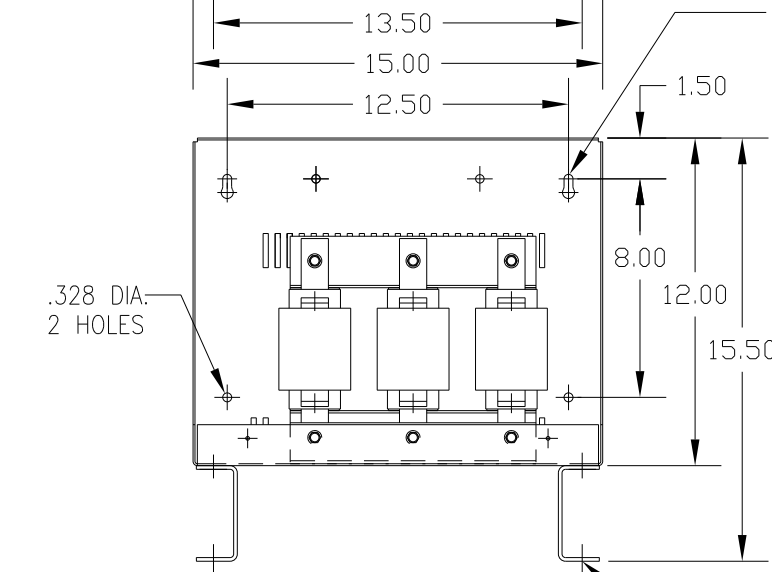
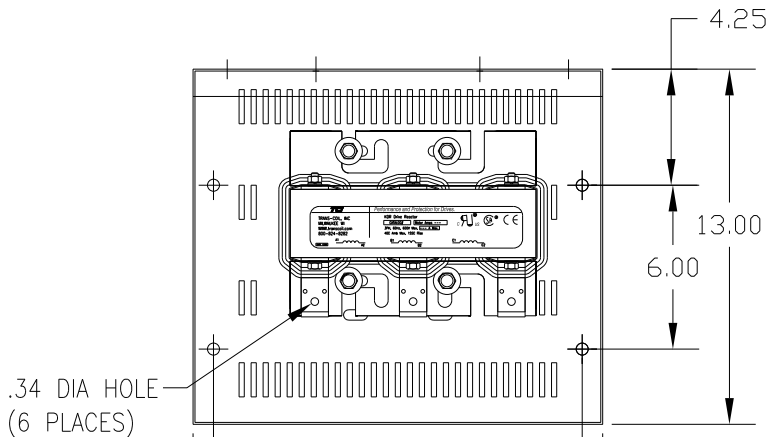
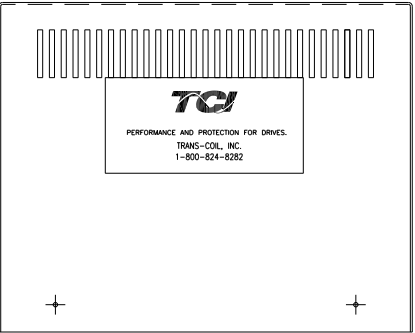



CATALOG NO	VOLTAGE	NEC MOTOR HP	NEC MOTOR CURRENT	WATTS LOSS	APPROX. WEIGHT-LBS
KDRG44HC4	575/600	125	125	381	105

NEC MOTOR CURRENTS SHOWN IN THE 575/600 VOLT CHART ARE BASED ON HORSE POWERS AT 575 VOLT.



LOCATION FOR CUSTOMERS CONDUIT FITTING (BOTH SIDES)

CUSTOMER IS RESPONSIBLE FOR INSTALLATION TO MEET ALL NATIONAL AND LOCAL ELECTRICAL CODES.

				TOLERANCES (EXCEPT AS NOTED)		7878 N. 86th STREET MILWAUKEE, WI 53224	
				DECIMAL			
				.XX ± .03		KDR DRIVE REACTOR 600V, HIGH Z, FRAME G	
				.XXX ± .01			
				FRACTIONAL		DRN BY DSW DATE 1/26/12 DWG. NO. B KDRG44HC4DG	
				± 1/32		SCALE	
				ANGULAR		APRVD. B	
				± 1/2°		SHT. 1 OF 1	
NO	REVISION	DATE	BY				