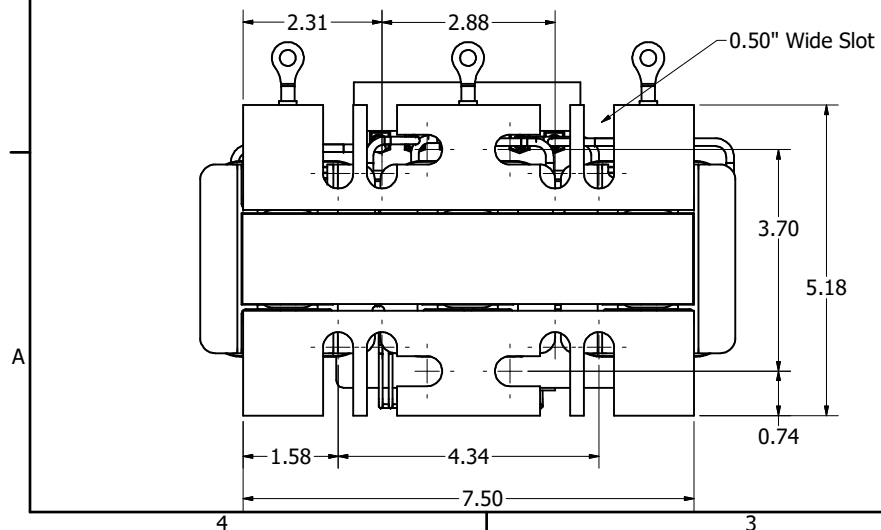
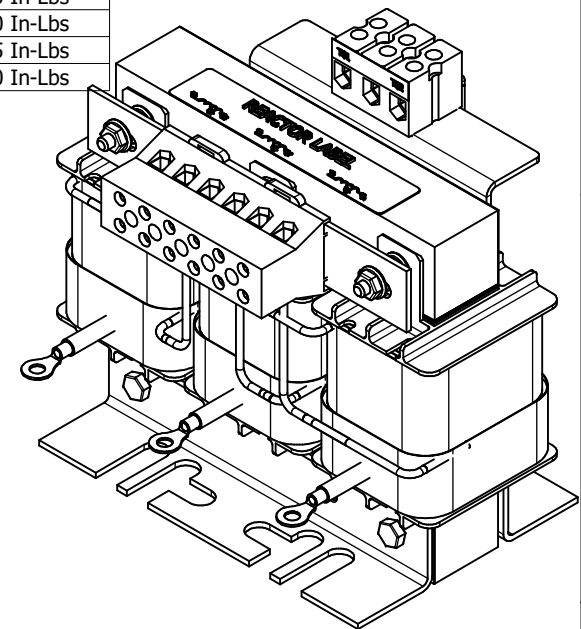
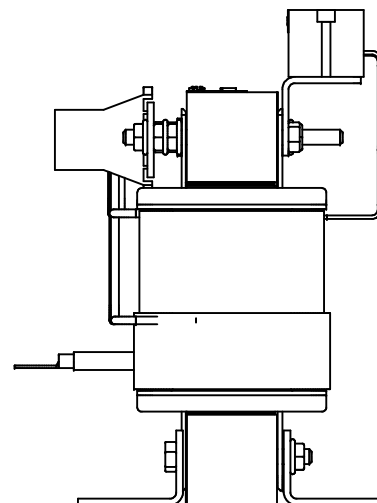


Markings On Terminal Block And Coils For Reference .
A1 AT A2 B1 BT B2 C1 CT C2



TCI Part Number	HP	Max Amps uH +/-5%	Approx Weight (LBS)
KDRF2FE	7.5	10 29500	27

Terminal Block Connection	
Wire Range	Tightening Torque
1 Awg Thru 4 Awg	35 In-Lbs
6 Awg Thru 14 Awg	30 In-Lbs
16 Awg Thru 20 Awg	25 In-Lbs
22 Awg	20 In-Lbs



Thermal Switch Terminal Block

Wire Range: 18 AWG To 4 AWG.
Torque: 20 LB-IN (2.3 Nm)
Switch Opens on Temperature Rise
Contact Rating: 6A @ 120 VAC

Customer Is Responsible For Installation to
Meet All National And Local Electrical Codes.

Material(s) Shall be RoHS Compliant

<p>THE INFORMATION AND DESIGNS CONTAINED IN THIS DRAWING ARE CONFIDENTIAL AND THE PROPRIETARY PROPERTY OF ALLIED MOTION TECHNOLOGIES INC. AND ITS SUBSIDIARIES. NEITHER THIS DESIGN NOR ANY INFORMATION CONTAINED IN THIS DRAWING MAY BE REPRODUCED OR DISCLOSED TO OTHERS WITHOUT THE EXPRESS WRITTEN CONSENT OF ALLIED MOTION TECHNOLOGIES INC. AND ITS SUBSIDIARIES.</p>				TOLERANCES (EXCEPT AS NOTED)		<p>TCI An Allied Motion Company W132N10611 (Rev 13 Feb 2022) © 2022 TCI, LLC KDRF2FE, EPF, 7.5HP</p>
				DECIMAL	ANGULAR	
				.XX ± .25	± 1/16	<p>OWN BY: DSW DATE: 9/22/2022 109262DG</p>
				.XXX ± .10	± 1°	
				FRACTIONAL	SCALE: 1:1.6	<p>REVISED BY: CS</p>
				NO	REVISION	
				DATE	BY	<p>SHT 1 OF 1</p>
				DATE	BY	