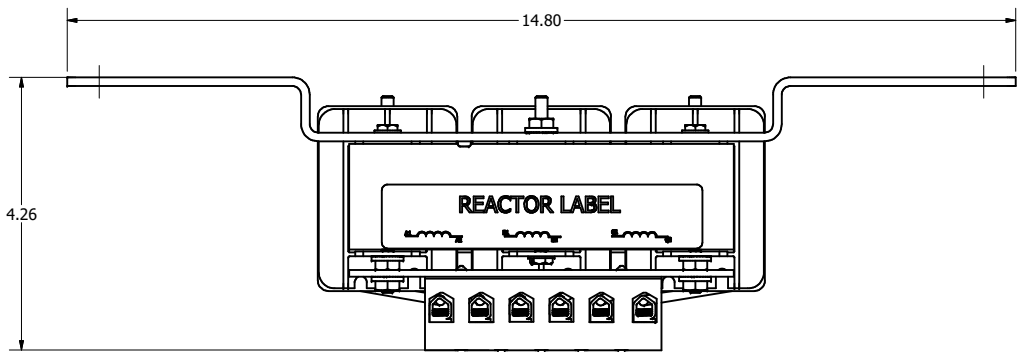
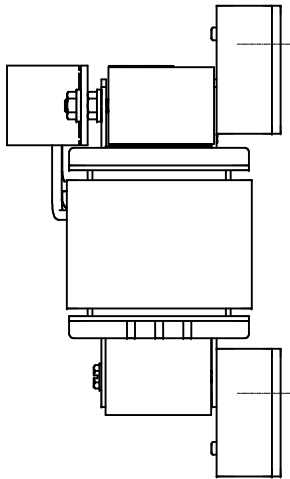
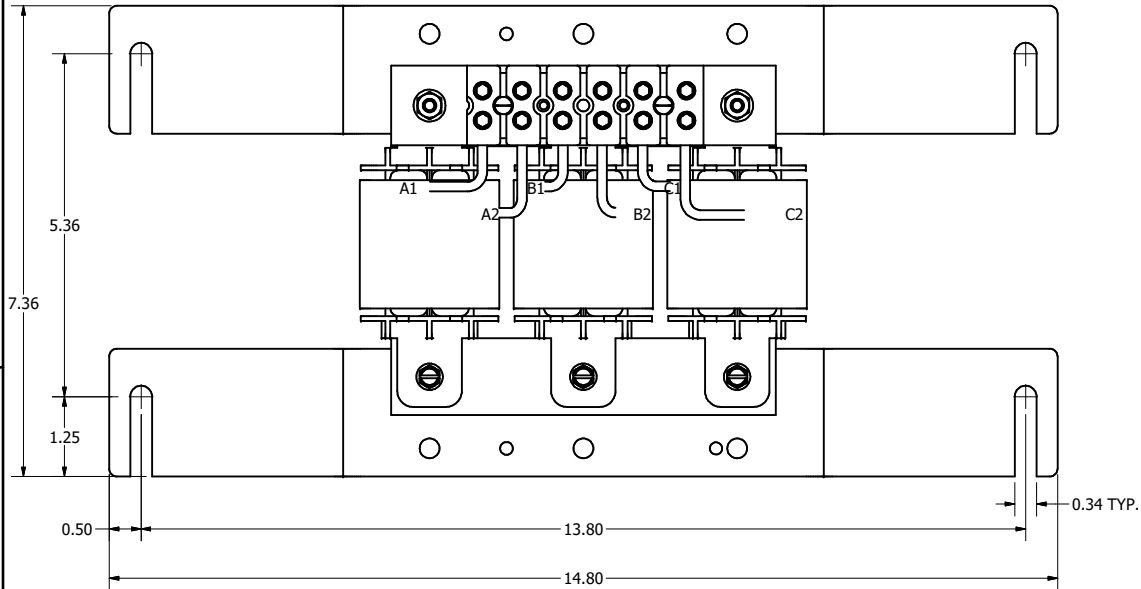
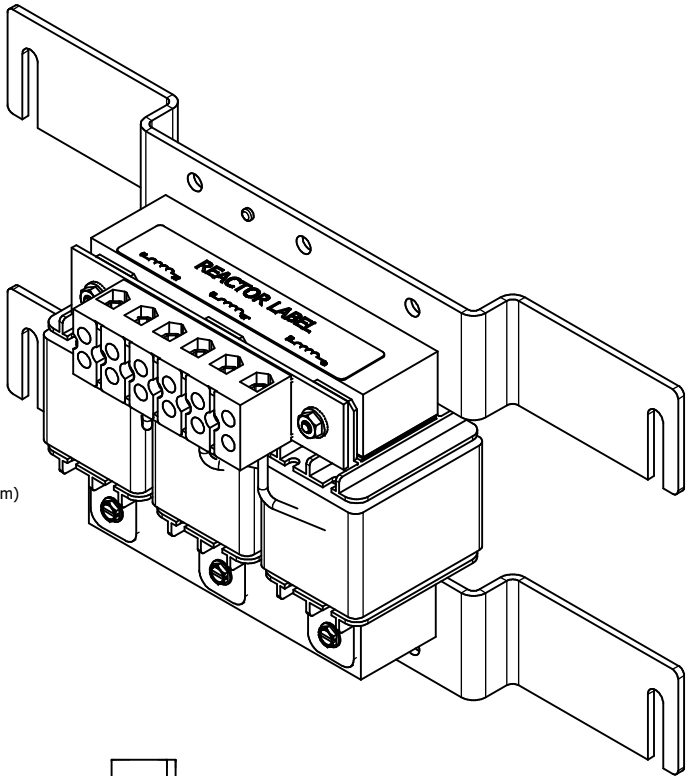


TCI Part Number	Horsepower (HP)	Motor Amps (A)	Maximum Amps (A)	Approx Weight (LBS)
KDRE2HX1	30	40	45	20



Wire Range: 4- 18 AWG. Torque : 20 IN-LBS (3.95 Nm)

(Customer Connections)
Markings On Terminal Block
For Reference Only.



Customer Is Responsible For Installation to
Meet All National And Local Electrical Codes.

Material(s) Shall be RoHS Compliant

TCI, LLC CLAIMS PROPRIETARY RIGHTS IN THE MATERIAL HEREIN DISCLOSED. IT IS SUPPLIED WITHOUT PREJUDICE TO ANY PATENT RIGHTS OF TCI AND MAY NOT BE REPRODUCED OR USED TO MANUFACTURE ANYTHING SHOWN THEREIN WITHOUT WRITTEN PERMISSION FROM TCI.				TOLERANCES (EXCEPT AS NOTED)		W132 N10611 Grant Drive Germantown, WI 53022	
				DECIMAL		.XX ± .25 .XXX ± .10	
				FRACTIONAL		± 1/16	
				ANGULAR		± 1°	
A	AS DESIGNED	9/17/18	DSW			DRN BY DSW	DATE 9/17/18
NO	REVISION	DATE	BY			SCALE 1/2	107873DG

KDR, Wall Mounted, 480V, 45A, 30HP
3 Phase, Input Line Inductor, High Impedance

107873DG
SHT 1 OF 1