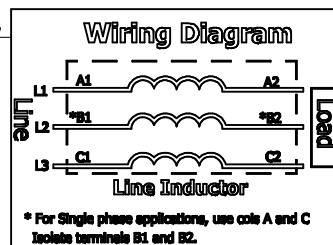
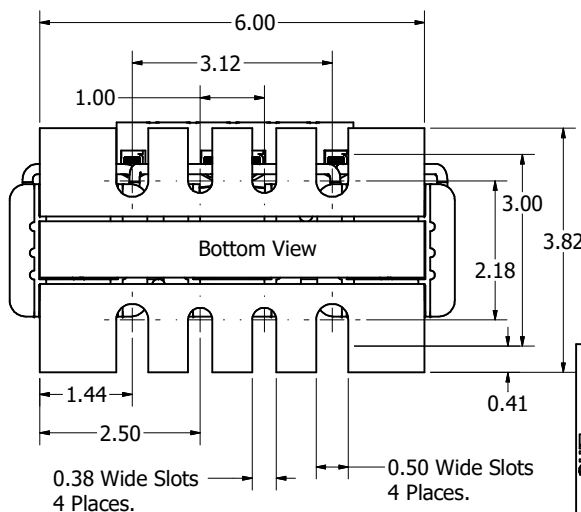
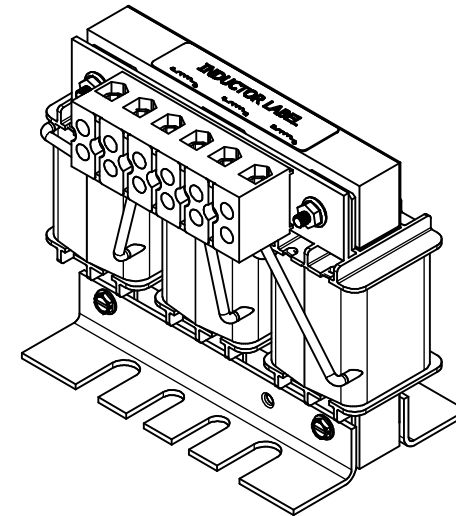
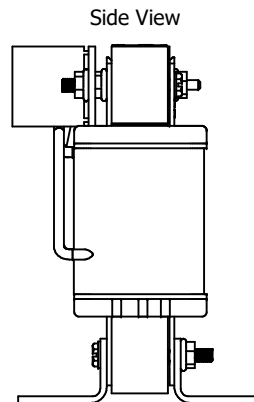
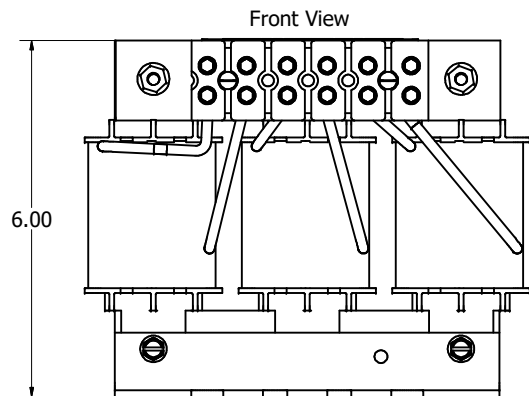


(Customer Connections)  
Markings On Terminal Block  
For Reference Only.

Wire Range: 4-18 AWG.  
Torque : 20 IN-LBS (2.3 Nm)



480 Rated Voltage, 600 Max Voltage, Low Z, Impedance.					
Part Number	Horsepower (HP)	Motor Amps (A)	Maximum Amps (A)	Inductance (uH)	Weight (LBS)
KDRD2L	30	40	45	469	10

Notes:

1. UL file number: cULus Listed File E116124.
2. KDR Line Inductors Comply With The Thermal and Altitude Standards Set Forth by NEMA ST20-1992.
3. KDR IOM Manual Part Number 30895
4. Material(s) Shall be RoHS Compliant
5. Customer Is Responsible For Installation To Meet All National And Local Electrical Codes.
6. Dimensions are in inches unless otherwise specified.

THE INFORMATION AND DESIGNS CONTAINED IN THIS DRAWING ARE CONFIDENTIAL AND THE PROPRIETARY PROPERTY OF ALLIED MOTION TECHNOLOGIES INC. AND ITS SUBSIDIARIES. NEITHER THIS DESIGN NOR ANY INFORMATION CONTAINED IN THIS DRAWING MAY BE REPRODUCED OR DISCLOSED TO OTHERS WITHOUT THE EXPRESS WRITTEN CONSENT OF ALLIED MOTION TECHNOLOGIES INC. AND ITS SUBSIDIARIES.				TOLERANCES (EXCEPT AS NOTED)		<b>TCI</b> An Allied Motion Company KDRD2L Inductor Drawing	W132N10611 (Rev. 19-Feb-2024) Germantown, WI 53022 © 2024 TCI, LLC
				DECIMAL	ANGULAR		
1	6904, TB, Information Added.	12/17/24	DSW	XX ± .25	FRACTIONAL ± 1/16	DRN BY DSW	DATE 9/16/2024
K	6799, Match Revisions	9/16/2024	DSW	XXX ± .10	ANGULAR ± 1°	SCALE 1/11.5	109654DG
NO	REVISION	DATE	BY				SHT 1 OF 1