

CATALOG NO	VOLTAGE	NEC MOTOR HP	NEC MOTOR CURRENT	WATTS LOSS	APPROX. WEIGHT-LBS	TORQUE (LB-IN)
KDRA2HDR	480	3.0	4.8	38	4	10

TCI Performance and Protection for Drives.

TRANS-COIL, INC
MILWAUKEE, WI
WWW.transcoil.com
800-824-8282

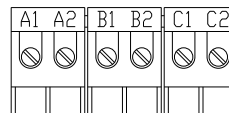
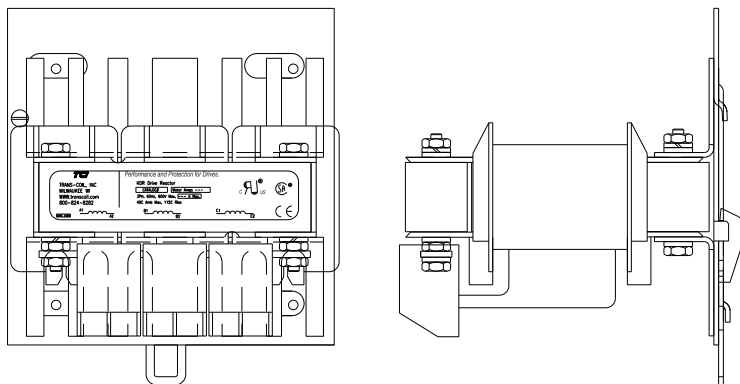
KLR Series Line Reactor
CATALOG#
3PH, 60Hz, 600V Max, --- Amps
40C Amb Max, 115C Rise

RU[®] US SP[®]
CE

DRAW 0000 A1 A2 B1 B2 C1 C2

KDR DRIVE REACTORS COMPLY WITH THE THERMAL AND ALTITUDE STANDARDS SET FORTH BY NEMA ST20-1992..

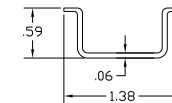
NOTE: CUSTOMER CAN CHANGE MOUNTED REACTOR, FROM VERTICAL TO HORIZONTAL ON DIN BRACKET.



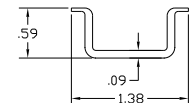
NOTE: A1, A2, B1, B2, C1, C2, ON TERMINAL BLOCK FOR REFERENCE ONLY.

BLOCK WIRE RANGE #12-#18 AWG FOR REACTOR AND TIGHTENING TORQUE. 10 LB-IN

TCI'S DIN RAIL MOUNTED REACTORS FIT STANDARD 35mm DIN RAIL. TCI'S MINIMUM RECOMMENDATION IS TO USE: HIGH PROFILE STANDARD 35mm STEEL RAIL OR HEAVY DUTY STANDARD 35mm STEEL RAIL.



STANDARD STEEL HIGH PROFILE DIN RAIL.



HEAVY DUTY STEEL DIN RAIL.

TCI RECOMMENDS TAKING PRECAUTIONS WHEN SHIPPING MOUNTED REACTORS.

				TOLERANCES (EXCEPT AS NOTED)		7878 N. 86th STREET MILWAUKEE, WI 53224	
				DECIMAL			
				.XX ± .03		KDR 480V DIN RAIL FRAME A	
				.XXX ± .01			
				FRACTIONAL		DRN BY DSW DATE 11/29/2011 DWG NO. KDRA2HDRDG	
				± 1/32		SCALE NONE APPRVD: C SHT. 1 OF 1	
				ANGULAR			
				± 1/2°			
NO	REVISION	DATE	BY				